



Particulars	UACS CODE	Appropriation			Allotments			Current Year Obligations					Current Year Disbursements					Balances						
		Authorized Appropriation	Adjustments (Transfer To)/From, Realignment	Adjusted Appropriations	Allotments Received	Adjustments (Withdrawal, Realignment)	Transfer To	Transfer From	Adjusted Total Allotments	1st Quarter Ending March 31	2nd Quarter Ending June 30	3rd Quarter Ending Sept. 30	4th Quarter Ending Dec. 31	Total	1st Quarter Ending March 31	2nd Quarter Ending June 30	3rd Quarter Ending Sept. 30	4th Quarter Ending Dec. 31	Total	Unreleased Appropriations	Unobligated Allotment	Unpaid Obligations (15-20) = (23+24)		
																						Due and Demandable	Not Yet Due and Demandable	
1	2	3	4	5=(2+4)	6	7	8	9	10=((6)+(7)-(8)+(9))	11	12	13	14	15=(11+12+13+14)	16	17	18	19	20=(16+17+18+19)	21=(5-10)	22=(10-15)	23	24	
PS			76,988,837.00	76,988,837.00	76,988,837.00				76,988,837.00	13,287,301.11	44,293,905.39	14,941,163.13	4,466,467.37	76,988,837.00	492,811.11	1,023,614.56		391,862.62	1,908,288.29					75,080,548.71
MOOE																								
Fin Ex																								
CO																								
GRAND TOTAL:		960,352,000.00	82,180,667.00	1,042,532,667.00	895,868,519.98		(20,691,951.00)	20,691,951.00	895,868,519.98	189,523,872.66	204,783,385.57	166,265,961.33	272,667,397.44	833,240,617.00	149,665,028.76	182,175,480.36	156,961,264.80	212,475,968.59	701,277,742.51	148,664,147.02	62,627,902.98		131,962,874.49	
PS		489,789,000.00	102,872,618.00	592,661,618.00	545,755,519.98			20,691,951.00	566,447,470.98	145,976,283.78	154,674,057.91	112,060,055.81	148,139,804.85	560,850,202.35	115,949,011.06	145,370,453.81	108,965,105.32	151,463,862.13	521,748,432.32	28,214,147.02	5,597,288.63		39,101,770.03	
MOOE		259,289,000.00	(20,691,951.00)	238,597,049.00	259,289,000.00		(20,691,951.00)		238,597,049.00	43,547,588.88	50,109,327.66	54,205,905.52	60,586,052.85	208,448,874.91	33,716,017.70	36,805,026.55	47,996,159.48	61,012,106.46	179,529,310.19		30,148,174.09		28,919,564.72	
Fin Ex																								
CO		211,274,000.00		211,274,000.00	90,824,000.00				90,824,000.00				63,941,539.74	63,941,539.74						120,450,000.00	26,882,460.26		63,941,539.74	


Certified Correct:


Mandangan, Hazrat Ali O
Budget Officer
Date: 30/Jan/2017

Certified Correct:


KRISTELA DIANA MAY R. DELA RAMA / CPA
ACTING HEAD ACCOUNTING DIVISION
Date:

Recommended By:


DAVID N. ALMAREZ, D
CHANCELLOR FOR ADMINISTRATION
Director, FIN AND FINANCE
Date: 30/Jan/2017

Approved By:


Tanggol, Sukarno D
Agency Head/Department
Date: 30/Jan/2017

Particulars	UACS CODE	Appropriation			Allotments					Current Year Obligations					Current Year Disbursements					Balances					
		Authorized Appropriation	Adjustments (Transfer (To)/From, Realignment)	Adjusted Appropriations	Allotments Received	Adjustments (Withdrawal, Realignment)	Transfer To	Transfer From	Adjusted Total Allotments	1st Quarter Ending March 31	2nd Quarter Ending June 30	3rd Quarter Ending Sept. 30	4th Quarter Ending Dec. 31	Total	1st Quarter Ending March 31	2nd Quarter Ending June 30	3rd Quarter Ending Sept. 30	4th Quarter Ending Dec. 31	Total	Unreleased Appropriations	Unobligated Allotment	Unpaid Obligations (15-20) = (23+24)			
																						Due and Demandable	Not Yet Due and Demandable		
1	2	3	4	5=(3+4)	6	7	8	9	10=(6+7)+8+9	11	12	13	14	15=(11+12+13+14)	16	17	18	19	20=(16+17+18+19)	21=(5-10)	22=(10-15)	23	24		
Sub-Total, Automatic Appropriations																									
PS																									
MOOE																									
Fin Ex																									
CO																									
III. Special Purpose Fund																									
Sub-Total, SPF																									
PS																									
MOOE																									
Fin Ex																									
CO																									
GRAND TOTAL		33,175,177.83		33,175,177.83	33,175,177.83				33,175,177.83	1,989,509.18	5,717,000.00		7,002,277.40	14,708,786.58	3,939,18	2,702,570.00		5,874,102.45	8,580,611.63		18,466,391.25			6,128,174.95	
PS																									
MOOE		19,239,538.48		19,239,538.48	19,239,538.48				19,239,538.48				2,760,149.40	2,760,149.40				874,102.45	874,102.45		16,479,389.08			1,886,046.95	
Fin Ex																									
CO		13,935,639.35		13,935,639.35	13,935,639.35				13,935,639.35	1,989,509.18	5,717,000.00		4,242,128.00	11,948,637.18	3,939,18	2,702,570.00		5,000,000.00	7,706,509.18		1,987,002.17			4,242,128.00	

Certified Correct:



Mandangon, Hazrat Ali O

Budget Officer

Date: 31/Jan/2017

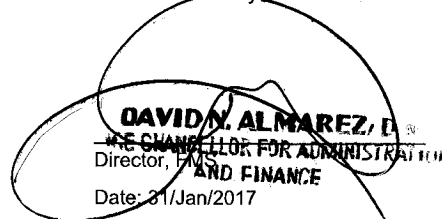
Certified Correct:



KRISTELA DIANA MAY R. DELA RAMA / CPA
ACTING HEAD, ACCOUNTING DIVISION


Date:

Recommended By:



DAVID N. ALMARAZ, D.
CHANCELLOR FOR ADMINISTRATION
Director, PMS AND FINANCE
Date: 31/Jan/2017

Approved By:



Tanggol, Sukarno D
Agency Head/Department

Date: 31/Jan/2017

This report was generated using the Unified Reporting System