

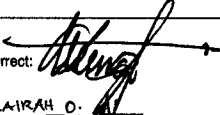
**STATEMENT OF APPROVED BUDGET, UTILIZATIONS, DISBURSEMENTS AND BALANCES**  
 (For Off-Budgetary Funds)  
 As at the Quarter Ending September 30, 2019


Department : State Universities and Colleges (SUCs)  
 Agency/Entity : MSU-Iligan Institute of Technology  
 Operating Unit : < not applicable >  
 Organization Code : 08 093 0000000  
 Fund Cluster : 05 Internally Generated Funds  
 (e.g. UACS Fund Cluster: 05-Internally Generated Funds and 06-Business Related Funds)

Particulars	UACS CODE	Approved Budget			Utilizations					Disbursements				Balances			
		Approved Budgeted Revenue	Adjustments (Reductions, Modifications, Augmentations)	Adjusted Budgeted Revenue	1st Quarter Ending March 31	2nd Quarter Ending June 30	3rd Quarter Ending Sept. 30	4th Quarter Ending Dec. 31	Total	1st Quarter Ending March 31	2nd Quarter Ending June 30	3rd Quarter Ending Sept. 30	4th Quarter Ending Dec. 31	TOTAL	Unutilized Budget	Unpaid Obligations (10-15)=(17+18)	
																5=[(3+(-4))]	6
1	2	3	4	5	6	7	8	9	10	11	12	13	14	15	16	17	18
<b>General Administration and Support</b>	10000000000000	11,064,500.00	36,195,987.11	47,260,187.11	3,799,814.15	1,119,515.23	645,691.80	0.00	5,565,021.18	148,375.44	2,716,800.74	1,958,875.10	0.00	4,823,851.28	41,895,145.93	0.00	741,168.90
General Management and Supervision	100000100001000	11,064,500.00	36,195,987.11	47,260,187.11	3,799,814.15	1,119,515.23	645,691.80	0.00	5,565,021.18	148,375.44	2,716,800.74	1,958,875.10	0.00	4,823,851.28	41,895,145.93	0.00	741,168.90
MOOE		9,804,500.00	10,334,710.60	20,139,210.80	258,223.34	752,965.23	228,802.60	0.00	1,239,991.37	148,375.44	232,509.93	804,447.10	0.00	1,185,332.47	18,899,219.23	0.00	54,858.90
CO		1,260,000.00	25,860,956.51	27,120,956.51	3,541,590.81	366,550.00	416,889.00	0.00	4,325,029.61	0.00	2,484,290.81	1,154,428.00	0.00	3,639,518.81	22,795,926.70	0.00	686,310.00
Sub-Total, General Administration and Support		11,064,500.00	36,195,987.11	47,260,187.11	3,799,814.15	1,119,515.23	645,691.80	0.00	5,565,021.18	148,375.44	2,716,800.74	1,958,875.10	0.00	4,823,851.28	41,895,145.93	0.00	741,168.90
PB		0.00	0.00	0.00	0.00	0.00	0.00	0.00	0.00	0.00	0.00	0.00	0.00	0.00	0.00	0.00	0.00
MOOE		9,804,500.00	10,334,710.60	20,139,210.80	258,223.34	752,965.23	228,802.60	0.00	1,239,991.37	148,375.44	232,509.93	804,447.10	0.00	1,185,332.47	18,899,219.23	0.00	54,858.90
FinEx (If Applicable)		0.00	0.00	0.00	0.00	0.00	0.00	0.00	0.00	0.00	0.00	0.00	0.00	0.00	0.00	0.00	0.00
CO		1,260,000.00	25,860,956.51	27,120,956.51	3,541,590.81	366,550.00	416,889.00	0.00	4,325,029.61	0.00	2,484,290.81	1,154,428.00	0.00	3,639,518.81	22,795,926.70	0.00	686,310.00
<b>Support to Operations</b>	20000000000000	3,087,800.00	22,893,148.51	25,980,948.51	1,582,334.58	427,569.77	5,243,318.82	0.00	7,253,223.17	36,400.00	1,529,403.58	4,175,694.82	0.00	5,741,498.40	18,727,723.34	0.00	1,511,724.77
Auxiliary Services	200000100001000	3,087,800.00	22,893,148.51	25,980,948.51	1,582,334.58	427,569.77	5,243,318.82	0.00	7,253,223.17	36,400.00	1,529,403.58	4,175,694.82	0.00	5,741,498.40	18,727,723.34	0.00	1,511,724.77
MOOE		2,268,800.00	6,516,297.79	8,785,097.79	140,873.00	293,332.00	570,413.77	0.00	1,004,618.77	36,400.00	80,143.00	736,801.00	0.00	833,344.00	7,780,479.02	0.00	171,274.77
CO		819,000.00	16,376,848.72	17,195,848.72	1,441,461.58	134,237.77	4,672,905.05	0.00	6,248,604.40	0.00	1,449,260.58	3,438,893.82	0.00	4,908,154.40	10,947,244.32	0.00	1,340,450.00
Sub-Total, Support to Operations		3,087,800.00	22,893,148.51	25,980,948.51	1,582,334.58	427,569.77	5,243,318.82	0.00	7,253,223.17	36,400.00	1,529,403.58	4,175,694.82	0.00	5,741,498.40	18,727,723.34	0.00	1,511,724.77
PB		0.00	0.00	0.00	0.00	0.00	0.00	0.00	0.00	0.00	0.00	0.00	0.00	0.00	0.00	0.00	0.00
MOOE		2,268,800.00	6,516,297.79	8,785,097.79	140,873.00	293,332.00	570,413.77	0.00	1,004,618.77	36,400.00	80,143.00	736,801.00	0.00	833,344.00	7,780,479.02	0.00	171,274.77
FinEx (If Applicable)		0.00	0.00	0.00	0.00	0.00	0.00	0.00	0.00	0.00	0.00	0.00	0.00	0.00	0.00	0.00	0.00
CO		819,000.00	16,376,848.72	17,195,848.72	1,441,461.58	134,237.77	4,672,905.05	0.00	6,248,604.40	0.00	1,449,260.58	3,438,893.82	0.00	4,908,154.40	10,947,244.32	0.00	1,340,450.00
<b>Operations</b>	30000000000000	41,575,588.34	117,650,256.76	159,225,845.10	23,884,802.92	11,585,314.03	12,245,248.31	0.00	47,715,366.26	4,337,049.69	15,289,383.93	10,289,950.30	0.00	29,815,363.92	111,510,478.84	0.00	17,800,002.34
OO : Relevant and quality tertiary education ensured to achieve inclusive growth and access of deserving but poor students to quality tertiary education increased	31000000000000	31,029,400.34	94,289,240.78	125,318,641.12	12,716,636.53	6,034,907.82	9,375,656.56	0.00	31,127,403.91	2,771,730.59	9,056,334.72	6,619,573.51	0.00	18,447,638.82	94,191,237.21	0.00	12,679,765.09
HIGHER EDUCATION PROGRAM	31010000000000	31,029,400.34	94,289,240.78	125,318,641.12	12,716,636.53	6,034,907.82	9,375,656.56	0.00	31,127,403.91	2,771,730.59	9,056,334.72	6,619,573.51	0.00	18,447,638.82	94,191,237.21	0.00	12,679,765.09
Provision of Higher Education Services	310100100002000	31,029,400.34	94,289,240.78	125,318,641.12	12,716,636.53	6,034,907.82	9,375,656.56	0.00	31,127,403.91	2,771,730.59	9,056,334.72	6,619,573.51	0.00	18,447,638.82	94,191,237.21	0.00	12,679,765.09
MOOE		21,575,435.59	36,746,050.58	58,321,496.17	4,181,336.52	8,755,990.82	7,391,780.56	0.00	18,328,107.90	2,644,750.56	4,305,095.72	4,644,648.51	0.00	11,594,499.81	39,992,378.27	0.00	6,794,618.09
CO		9,453,964.75	57,543,190.20	66,997,144.95	8,535,300.01	2,278,917.00	1,984,076.00	0.00	12,799,296.01	126,980.03	4,751,239.00	1,974,925.00	0.00	6,653,150.01	54,198,858.94	0.00	5,945,146.00
OO : Higher education research improved to promote economic productivity and innovation	32000000000000	7,006,188.00	21,808,461.98	28,815,649.98	11,112,240.78	2,821,557.21	2,870,591.75	0.00	16,164,772.72	6,622,318.09	6,233,050.21	3,670,376.79	0.00	11,394,867.09	12,560,241.63	0.00	4,780,417.00
ADVANCED EDUCATION PROGRAM	32010000000000	3,779,188.00	5,640,611.84	9,419,799.64	716,928.36	483,465.72	617,214.60	0.00	1,797,608.68	468,477.36	482,218.72	663,396.60	0.00	1,614,062.68	7,522,190.96	0.00	183,516.00
Provision of Advanced Education Services	320100100001000	3,779,188.00	5,640,611.84	9,419,799.64	716,928.36	483,465.72	617,214.60	0.00	1,797,608.68	468,477.36	482,218.72	663,396.60	0.00	1,614,062.68	7,522,190.96	0.00	183,516.00


Department : State Universities and Colleges (SUCs)  
 Agency/Entity : MSU-Iligan Institute of Technology  
 Operating Unit : < not applicable >  
 Organization Code : 08 093 0000000  
 Fund Cluster : 05 Internally Generated Funds  
 (e.g. UACS Fund Cluster: 05-Internally Generated Funds and 06-Business Related Funds)

Particulars	UACS CODE	Approved Budget			Utilizations					Disbursements					Balances		
		Approved Budgeted Revenue	Adjustments (Reductions, Modifications/Augmentations)	Adjusted Budgeted Revenue	1st Quarter Ending March 31	2nd Quarter Ending June 30	3rd Quarter Ending Sept. 30	4th Quarter Ending Dec. 31	Total	1st Quarter Ending March 31	2nd Quarter Ending June 30	3rd Quarter Ending Sept. 30	4th Quarter Ending Dec. 31	TOTAL	Unutilized Budget	Unpaid Obligations (10-15)-(17+18)	
																Due and Demandable	Not Yet Due and Demandable
1	2	3	4	5=[(3+(-)4)]	6	7	8	9	10=(6+7+8+9)	11	12	13	14	15=(11+12+13+14)	16=(5-10)	17	18
MOOE		1,284,188.00	5,349,278.84	6,633,464.84	627,028.38	383,487.72	617,214.80	0.00	1,627,710.88	486,477.36	392,318.72	663,396.80	0.00	1,524,192.88	5,005,753.98	0.00	103,618.00
CO		2,495,000.00	291,335.00	2,786,335.00	89,900.00	79,898.00	0.00	0.00	169,898.00	0.00	89,900.00	0.00	0.00	89,900.00	2,816,437.00	0.00	79,998.00
RESEARCH PROGRAM	32020000000000	3,227,000.00	16,188,860.34	19,395,860.34	10,398,312.40	2,058,091.48	1,813,781.15	0.00	14,367,185.04	1,073,529.36	5,741,311.48	2,855,423.19	0.00	9,770,264.04	5,028,685.30	0.00	4,586,901.00
Conduct of Research Services	320200100001000	3,227,000.00	16,188,860.34	19,395,860.34	10,398,312.40	2,058,091.48	1,813,781.15	0.00	14,367,185.04	1,073,529.36	5,741,311.48	2,855,423.19	0.00	9,770,264.04	5,028,685.30	0.00	4,586,901.00
MOOE		1,264,000.00	4,681,069.84	6,025,069.84	1,561,738.41	1,859,831.48	836,187.15	0.00	4,259,597.05	1,073,529.36	1,265,106.48	1,852,886.19	0.00	4,011,527.04	1,785,502.79	0.00	248,040.01
CO		1,863,000.00	11,507,780.50	13,370,780.50	8,836,573.99	198,460.00	1,075,594.00	0.00	10,107,597.99	0.00	4,486,202.00	1,302,536.00	0.00	5,788,737.00	3,263,182.51	0.00	4,348,860.89
CO : Community engagement increased	3300000000000000	3,540,000.00	1,551,554.00	5,091,554.00	55,925.83	28,848.00	338,414.00	0.00	423,188.63	23,312.36	9,498.00	50,557.00	0.00	63,368.38	4,988,365.37	0.00	338,820.25
TECHNICAL ADVISORY EXTENSION PROGRAM	3301000000000000	3,540,000.00	1,551,554.00	5,091,554.00	55,925.83	28,848.00	338,414.00	0.00	423,188.63	23,312.36	9,498.00	50,557.00	0.00	63,368.38	4,988,365.37	0.00	338,820.25
Provision of Extension Services	330100100001000	3,540,000.00	1,551,554.00	5,091,554.00	55,925.83	28,848.00	338,414.00	0.00	423,188.63	23,312.36	9,498.00	50,557.00	0.00	63,368.38	4,988,365.37	0.00	338,820.25
MOOE		2,075,000.00	846,194.00	2,921,194.00	25,126.83	2,989.00	28,097.00	0.00	56,221.83	23,312.36	9,498.00	24,707.00	0.00	57,518.38	2,864,872.37	0.00	(1,286.75)
CO		1,465,000.00	705,360.00	2,170,360.00	30,800.00	25,850.00	310,317.00	0.00	366,967.00	0.00	0.00	25,850.00	0.00	25,850.00	1,803,993.00	0.00	341,117.00
Sub-Total, Operations		41,875,588.34	117,650,258.76	159,225,845.10	23,884,802.92	11,585,314.03	12,245,248.31	0.00	47,715,365.26	4,337,048.68	15,289,363.83	10,288,960.30	0.00	29,815,363.92	111,510,478.84	0.00	17,800,002.34
PB		0.00	0.00	0.00	0.00	0.00	0.00	0.00	0.00	0.00	0.00	0.00	0.00	0.00	0.00	0.00	0.00
MOOE		26,298,823.58	47,602,591.08	73,801,214.85	6,395,228.92	9,002,086.03	8,575,288.31	0.00	24,272,602.26	4,210,089.88	5,892,016.93	6,985,640.30	0.00	17,187,726.91	46,829,607.39	0.00	7,084,880.35
FinEx (If Applicable)		0.00	0.00	0.00	0.00	0.00	0.00	0.00	0.00	0.00	0.00	0.00	0.00	0.00	0.00	0.00	0.00
CO		15,276,964.75	70,047,665.70	85,324,830.45	17,489,574.00	2,583,225.00	3,369,960.00	0.00	23,442,759.00	126,880.01	9,297,347.00	0.00	0.00	12,727,837.01	61,881,871.45	0.00	10,715,121.96
GRAND TOTAL		55,227,888.34	178,739,070.38	232,466,956.72	29,296,951.85	13,132,999.03	18,134,259.93	0.00	60,533,810.61	4,521,825.13	19,535,368.26	16,423,520.22	0.00	40,480,713.80	171,833,348.11	0.00	30,062,887.01
PB		0.00	0.00	0.00	0.00	0.00	0.00	0.00	0.00	0.00	0.00	0.00	0.00	0.00	0.00	0.00	0.00
MOOE		38,271,823.58	64,453,599.45	102,825,823.04	6,794,325.26	10,048,385.26	9,874,505.88	0.00	26,517,217.40	4,394,845.12	8,284,869.86	8,526,988.40	0.00	19,206,403.38	78,808,305.84	0.00	7,310,814.02
FinEx (If Applicable)		0.00	0.00	0.00	0.00	0.00	0.00	0.00	0.00	0.00	0.00	0.00	0.00	0.00	0.00	0.00	0.00
CO		17,355,964.75	112,285,470.93	129,641,435.88	22,472,626.39	3,084,612.77	8,489,754.05	0.00	34,016,393.21	126,880.01	13,250,698.38	7,896,631.82	0.00	21,274,310.22	95,825,042.47	0.00	12,742,082.99

Certified Correct:   
 MAXINE LAHIRAH O.  
 Acting Head, BMO  
 Date: 2019-11-06 08:23:42.0

Certified Correct:   
 KRISTELA DIANA MAY R. DELA RAMA / CPA  
 ACTING HEAD, ACCOUNTING DIVISION  
 Date:

Recommending Approval:   
 ALANO FELICIANO B.  
 Director of Financial Management Service (FMS) or Equivalent  
 Date: 2019-11-06 08:53:

Approved By:   
 TANGOL SUKARNO DILAUSAN  
 Agency/Entity Head or Authorized Representative  
 Date: 2019-11-06 11:04: