

STATEMENT OF APPROPRIATIONS, ALLOTMENTS, OBLIGATIONS, DISBURSEMENTS AND BALANCES
As of the Quarter Ending September 30, 2018

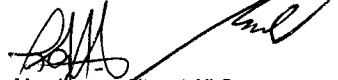
Department: State Universities and Colleges (SUCs)
Agency: MSU-Iligan Institute of Technology
Operating Unit: N/A
Organization Code (UACS): 080930000000
Fund Cluster: 01 - Regular Agency Fund

Authorization: 01 - Current Year Appropriations
Report Status: SUBMITTED


Particulars	UACS CODE	Appropriation			Allotments				Current Year Obligations				Current Year Disbursements				Balances							
		Authorized Appropriation	Adjustments (To/From, Realignment)	Adjusted Appropriations	Allotments Received	Adjustments (Withdrawal, Realignment)	Transfer To	Transfer From	Adjusted Total Allotments	1st Quarter Ending March 31	2nd Quarter Ending June 30	3rd Quarter Ending Sept. 30	4th Quarter Ending Dec. 31	Total	1st Quarter Ending March 31	2nd Quarter Ending June 30	3rd Quarter Ending Sept. 30	4th Quarter Ending Dec. 31	Total	Unreleased Appropriations	Unobligated Allotment	Unpaid Obligations (15-20) = (23+24)	Due and Demandable	Not Yet Due and Demandable
1	2	3	4	5	6	7	8	9	10=(8+9-7-8)	11	12	13	14	15=(11+12+13+14)	16	17	18	19	20=(16+17+18+19)	21=(6-10)	22=(16-18)	23	24	
I. Agency Specific Budget																								
Specific Budgets of National Government Agencies		01101101																						
General Administration and Support		1000000000000000	223,643,000.00		223,643,000.00	148,515,702.00				148,515,702.00	22,525,695.17	26,321,997.31	31,090,017.09		79,937,709.57	17,966,328.45	21,216,186.83	35,813,867.23		75,000,382.51	75,127,298.00	68,577,992.43		4,937,327.06
General Management and Supervision		100000100001000	134,796,000.00		134,796,000.00	134,796,000.00				134,796,000.00	22,525,695.17	20,577,646.22	31,090,017.09		74,193,358.48	17,966,328.45	15,473,835.74	35,813,867.23		69,256,031.42	60,602,641.52	60,602,641.52		4,937,327.06
PS			69,810,000.00		69,810,000.00	69,810,000.00				69,810,000.00	14,801,224.23	6,938,553.76	15,297,397.39		37,037,175.38	11,728,318.64	5,433,191.87	17,540,029.45		34,701,539.96	32,772,824.62	32,772,824.62		2,335,635.42
MOOE			64,886,000.00		64,886,000.00	64,886,000.00				64,886,000.00	7,724,470.94	13,639,092.46	15,792,619.70		37,156,183.10	6,240,009.81	10,040,643.87	18,273,837.78		34,554,491.46	27,829,818.90	27,829,818.90		2,601,891.64
Administration of Personnel Benefits		100000100002000	88,847,000.00		88,847,000.00	13,719,702.00				13,719,702.00		5,744,351.09			5,744,351.09					75,127,298.00	75,127,298.00	75,127,298.00		
PS			88,847,000.00		88,847,000.00	13,719,702.00				13,719,702.00		5,744,351.09			5,744,351.09					75,127,298.00	75,127,298.00	75,127,298.00		
Support to Operations		2000000000000000	104,352,000.00		104,352,000.00	104,352,000.00				104,352,000.00	17,885,888.67	22,919,615.52	16,431,875.28		59,337,379.47	16,852,313.48	19,439,219.29	21,129,850.08		56,421,182.85	45,014,820.53	45,014,820.53		2,816,196.62
Auxiliary Services		200000100001000	104,352,000.00		104,352,000.00	104,352,000.00				104,352,000.00	17,885,888.67	22,919,615.52	16,431,875.28		59,337,379.47	16,852,313.48	19,439,219.29	21,129,850.08		56,421,182.85	45,014,820.53	45,014,820.53		2,816,196.62
PS			17,177,000.00		17,177,000.00	17,177,000.00				17,177,000.00	6,218,961.67	5,905,071.74	3,795,716.72		15,919,770.13	5,375,656.06	4,844,430.05	4,886,355.41		15,106,447.12	1,287,228.87	1,287,228.87		813,323.01
MOOE			87,175,000.00		87,175,000.00	87,175,000.00				87,175,000.00	11,768,907.00	17,014,543.78	14,636,158.56		43,417,609.34	10,476,854.82	14,594,789.24	16,243,291.87		41,314,735.73	43,727,390.66	43,727,390.66		2,102,873.61
Operations		3000000000000000	683,380,000.00		683,380,000.00	670,380,000.00				670,380,000.00	165,263,260.11	158,493,744.73	106,730,304.93		430,467,309.77	124,489,427.43	123,678,717.17	135,848,642.62		384,015,697.22	239,892,690.23	239,892,690.23		46,471,622.59
OO : Relevant and quality tertiary education ensured to achieve inclusive growth and access of deserving but poor students to quality tertiary education increased		3100000000000000	588,294,000.00		588,294,000.00	575,294,000.00				575,294,000.00	147,822,438.81	143,455,960.25	88,730,441.21		380,008,840.27	109,554,852.48	110,677,380.95	116,584,324.99		338,818,558.42	13,000,000.00	195,285,158.73		41,192,281.85
HIGHER EDUCATION PROGRAM		3101000000000000	588,294,000.00		588,294,000.00	575,294,000.00				575,294,000.00	147,822,438.81	143,455,960.25	88,730,441.21		380,008,840.27	109,554,852.48	110,677,380.95	116,584,324.99		338,818,558.42	13,000,000.00	195,285,158.73		41,192,281.85
Provision of Higher Education Services Including P400,000 for Tulong -Dunong		310100100001000	532,819,000.00		532,819,000.00	529,819,000.00				529,819,000.00	147,822,438.81	143,023,851.25	88,730,441.21		376,576,731.27	109,554,852.48	110,677,380.95	116,584,324.99		338,818,558.42	3,000,000.00	150,242,268.73		40,760,172.86
PS			489,089,000.00		489,089,000.00	489,089,000.00				489,089,000.00	137,178,998.44	134,549,534.22	81,167,270.93		352,895,803.59	105,704,066.47	105,267,321.70	109,726,158.60		320,897,548.77	3,000,000.00	133,173,196.41		32,188,258.82
MOOE			43,750,000.00		43,750,000.00	43,750,000.00				43,750,000.00	10,643,440.37	8,474,317.03	7,563,170.28		26,680,627.68	3,850,786.01	5,410,059.25	8,858,166.39		18,119,011.65		17,089,072.32		8,561,916.03
Locally-Funded Project(s)		3101002000000000	55,475,000.00		55,475,000.00	45,475,000.00				45,475,000.00		432,109.00			432,109.00					10,000,000.00	45,042,891.00	45,042,891.00		432,109.00
College of Education Laboratory Building Phase I-Integrated Developmental School		310100200001000	45,475,000.00		45,475,000.00	45,475,000.00				45,475,000.00		432,109.00			432,109.00					10,000,000.00	45,042,891.00	45,042,891.00		432,109.00
PS																								
CO			45,475,000.00		45,475,000.00	45,475,000.00				45,475,000.00		432,109.00			432,109.00									
Construction/Repair/Rehabilitation of Academic Building		310100200002000	5,000,000.00		5,000,000.00															5,000,000.00				
PS																								
CO			5,000,000.00		5,000,000.00															5,000,000.00				
Purchase of Various Equipment Outlay		310100200003000	5,000,000.00		5,000,000.00															5,000,000.00				
PS																								
CO			5,000,000.00		5,000,000.00															5,000,000.00				
OO : Higher education research improved to promote economic productivity and innovation		3200000000000000	78,858,000.00		78,858,000.00	78,858,000.00				78,858,000.00	15,595,219.66	12,844,817.17	15,176,987.50		43,617,034.33	13,425,969.88	10,972,932.13	15,092,711.33		39,491,633.34		35,240,985.67		4,125,400.99
ADVANCED EDUCATION PROGRAM		3201000000000000	22,882,000.00		22,882,000.00	22,882,000.00				22,882,000.00	6,785,440.18	4,645,103.35	4,895,520.01		16,126,063.54	5,237,739.58	3,834,835.50	5,285,231.26		14,357,810.34		6,535,936.46		1,768,253.20
Provision of Advanced Education Services		320100100001000	22,882,000.00		22,882,000.00	22,882,000.00				22,882,000.00	6,785,440.18	4,645,103.35	4,895,520.01		16,126,063.54	5,237,739.58	3,834,835.50	5,285,231.26		14,357,810.34		6,535,936.46		1,768,253.20
PS			21,119,000.00		21,119,000.00	21,119,000.00				21,119,000.00	6,636,995.96	4,243,170.71	4,579,200.13		15,459,396.79	5,100,629.85	3,465,242.30	5,147,128.54		13,715,000.89		5,659,633.91		1,746,366.10
MOOE			1,543,000.00		1,543,000.00	1,543,000.00				1,543,000.00	146,444.23	401,932.64	116,319.88		666,696.75	137,106.73	369,597.20	138,102.72		644,809.65		878,303.25		21,887.10
RESEARCH PROGRAM		3202000000000000	56,196,000.00		56,196,000.00	56,196,000.00				56,196,000.00	8,809,779.48	8,199,713.82	10,481,477.49		27,490,970.79	8,188,250.30	7,138,092.63	9,807,480.07		25,133,823.00		28,705,029.21		2,357,147.79
Conduct of Research Services		320200100001000	56,196,000.00		56,196,000.00	56,196,000.00				56,196,000.00	8,809,779.48	8,199,713.82	10,481,477.49		27,490,970.79	8,188,250.30	7,138,092.63	9,807,480.07		25,133,823.00		28,705,029.21		2,357,147.79
PS			19,695,000.00		19,695,000.00	19,695,000.00				19,695,000.00	4,429,470.57	3,757,799.56	5,100,252.23		13,287,522.36	4,328,913.79	4,332,486.73	4,407,304.54		13,068,705.06		6,407,477.64		218,137.70
MOOE			36,501,000.00		36,501,000.00	36,501,000.00				36,501,000.00	4,380,308.91	4,441,914.26	5,381,225.26		14,203,448.43	3,859,336.51	2,805,605.90	5,400,175.53		12,065,117.94		22,297,551.57		2,138,330.49
OO : Community engagement increased		3300000000000000	16,228,000.00		16,228,000.00	16,228,000.00				16,228,000.00	1,845,601.64	2,192,987.31	2,822,868.22		6,861,435.17	1,507,585.07	2,028,404.09	2,171,506.30		5,707,495.46		9,366,564.83		1,153,939.71
TECHNICAL ADVISORY EXTENSION PROGRAM		3301000000000000	16,228,000.00		16,228,000.00	16,228,000.00				16,228,000.00	1,845,601.64	2,192,987.31	2,822,868.22		6,861,435.17	1,507,585.07	2,028,404.09	2,171,506.30		5,707,495.46		9,366,564.83		1,153,939.71
Provision of Extension Services		330100100001000	16,228,000.00		16,228,000.00	16,228,000.00				16,2														

Particulars	UACS CODE	Appropriation		Allotments						Current Year Obligations				Balances				Unpaid Obligations (15-20) = (23+24)					
		Authorized Appropriation	Adjustments (To)/From, Realignment	Adjusted Appropriations	Allotments Received	Adjustments (Withdrawal, Realignment)	Transfer To	Transfer From	Adjusted Total Allotments	1st Quarter Ending March 31	2nd Quarter Ending June 30	3rd Quarter Ending Sept. 30	4th Quarter Ending Dec. 31	Total	1st Quarter Ending March 31	2nd Quarter Ending June 30	3rd Quarter Ending Sept. 30	4th Quarter Ending Dec. 31	Total	Unreleased Appropriations	Unobligated Allotment	Unpaid Obligations (15-20) = (23+24)	
																						Due and Demandable	Not Yet Due and Demandable
RESEARCH PROGRAM	3202000000000000	1,824,000.00		1,824,000.00	1,824,000.00			1,824,000.00	144,543.96	858,512.29	558,443.13		1,562,499.38	96,251.40	133,221.12	209,972.88		438,445.40		281,500.62	1,123,053.98		
Conduct of Research Services	320200100001000	1,824,000.00		1,824,000.00	1,824,000.00			1,824,000.00	144,543.96	858,512.29	558,443.13		1,562,499.38	96,251.40	133,221.12	209,972.88		438,445.40		281,500.62	1,123,053.98		
PS		1,824,000.00		1,824,000.00	1,824,000.00			1,824,000.00	144,543.96	858,512.29	558,443.13		1,562,499.38	96,251.40	133,221.12	209,972.88		438,445.40		281,500.62	1,123,053.98		
OO : Community engagement Increased	3300000000000000	551,000.00		551,000.00	551,000.00			551,000.00	108,981.96	194,326.70	96,785.58		400,094.24	32,654.64	48,981.96	107,200.32		188,836.92		150,905.76	211,257.32		
TECHNICAL ADVISORY EXTENSION PROGRAM	3301000000000000	551,000.00		551,000.00	551,000.00			551,000.00	108,981.96	194,326.70	96,785.58		400,094.24	32,654.64	48,981.96	107,200.32		188,836.92		150,905.76	211,257.32		
Provision of Extension Services	330100100001000	551,000.00		551,000.00	551,000.00			551,000.00	108,981.96	194,326.70	96,785.58		400,094.24	32,654.64	48,981.96	107,200.32		188,836.92		150,905.76	211,257.32		
PS		551,000.00		551,000.00	551,000.00			551,000.00	108,981.96	194,326.70	96,785.58		400,094.24	32,654.64	48,981.96	107,200.32		188,836.92		150,905.76	211,257.32		
Sub-Total, Automatic Appropriations		58,607,000.00	637,925.00	59,244,925.00	59,244,925.00			59,244,925.00	14,446,897.44	17,814,464.64	11,512,035.04		43,773,397.12	9,503,812.56	14,274,841.88	14,981,494.86		38,758,949.40		15,471,527.88	5,013,447.72		
PS		58,607,000.00	637,925.00	59,244,925.00	59,244,925.00			59,244,925.00	14,446,897.44	17,814,464.64	11,512,035.04		43,773,397.12	9,503,812.56	14,274,841.88	14,981,494.86		38,758,949.40		15,471,527.88	5,013,447.72		
MOOE																							
Fin Ex																							
CO																							
III. Special Purpose Fund																							
Miscellaneous Personnel Benefits Fund	01101406		1,264,000.00	1,264,000.00	1,264,000.00			1,264,000.00		1,264,000.00			1,264,000.00		1,264,000.00		1,264,000.00		1,264,000.00				
Purpose	4000000000000000		1,264,000.00	1,264,000.00	1,264,000.00			1,264,000.00		1,264,000.00			1,264,000.00		1,264,000.00		1,264,000.00		1,264,000.00				
Miscellaneous Personnel Benefits Fund	4007000000000000		1,264,000.00	1,264,000.00	1,264,000.00			1,264,000.00		1,264,000.00			1,264,000.00		1,264,000.00		1,264,000.00		1,264,000.00				
For Payment of Other Personnel Benefits	4007000000004000		1,264,000.00	1,264,000.00	1,264,000.00			1,264,000.00		1,264,000.00			1,264,000.00		1,264,000.00		1,264,000.00		1,264,000.00				
PS			1,264,000.00	1,264,000.00	1,264,000.00			1,264,000.00		1,264,000.00			1,264,000.00		1,264,000.00		1,264,000.00		1,264,000.00				
Pension and Gratuity Fund	01101407		2,336,352.00	2,336,352.00	2,336,352.00			2,336,352.00	323,203.00	1,227,659.00	785,490.00		2,336,352.00	323,203.00	1,227,659.00	718,234.48		2,269,096.48		67,256.52	67,256.52		
Purpose	4000000000000000		2,336,352.00	2,336,352.00	2,336,352.00			2,336,352.00	323,203.00	1,227,659.00	785,490.00		2,336,352.00	323,203.00	1,227,659.00	718,234.48		2,269,096.48		67,256.52	67,256.52		
Pension and Gratuity Fund	4008000000000000		2,336,352.00	2,336,352.00	2,336,352.00			2,336,352.00	323,203.00	1,227,659.00	785,490.00		2,336,352.00	323,203.00	1,227,659.00	718,234.48		2,269,096.48		67,256.52	67,256.52		
For payment of retirement and terminal leave benefits	4008000000002000		2,336,352.00	2,336,352.00	2,336,352.00			2,336,352.00	323,203.00	1,227,659.00	785,490.00		2,336,352.00	323,203.00	1,227,659.00	718,234.48		2,269,096.48		67,256.52	67,256.52		
PS			2,336,352.00	2,336,352.00	2,336,352.00			2,336,352.00	323,203.00	1,227,659.00	785,490.00		2,336,352.00	323,203.00	1,227,659.00	718,234.48		2,269,096.48		67,256.52	67,256.52		
Sub-Total, SPF			3,600,352.00	3,600,352.00	3,600,352.00			3,600,352.00	323,203.00	2,491,659.00	785,490.00		3,600,352.00	323,203.00	2,491,659.00	718,234.48		3,533,096.48		67,256.52	67,256.52		
PS			3,600,352.00	3,600,352.00	3,600,352.00			3,600,352.00	323,203.00	2,491,659.00	785,490.00		3,600,352.00	323,203.00	2,491,659.00	718,234.48		3,533,096.48		67,256.52	67,256.52		
MOOE																							
Fin Ex																							
CO																							
GRAND TOTAL		1,069,982,000.00	4,238,277.00	1,074,220,277.00	986,092,978.00			986,092,978.00	220,544,944.39	228,041,481.20	168,549,722.34		617,136,147.83	168,136,084.92	191,102,424.17	208,491,788.37		557,730,298.46	86,127,298.00	366,956,831.07	59,406,849.47		
PS		770,453,000.00	4,238,277.00	774,691,277.00	696,563,979.00			696,563,979.00	185,283,099.40	182,534,918.74	123,531,922.56		491,349,940.70	143,241,127.50	147,178,983.38	158,515,924.36		446,936,035.24	78,127,298.00	205,214,038.30	42,413,905.46		
MOOE		244,054,000.00		244,054,000.00	244,054,000.00			244,054,000.00	35,261,844.99	45,074,453.46	45,017,789.78		125,354,098.23	24,894,957.42	33,923,440.79	49,975,665.01		108,794,263.22		118,889,901.77	16,558,830.01		
Fin Ex																							
CO		55,475,000.00		55,475,000.00	45,475,000.00			45,475,000.00		432,109.00			432,109.00									432,109.00	


Certified Correct:


Mandingan, Hazrat Ali O
Budget Officer
Date: 15/Oct/2018


Certified Correct:


RISTELA DIANA MAY R. DELA RAMA / CPA
ACTING HEAD, ACCOUNTING DIVISION
Chief Accountant
Date:

Recommended By:


PELLANO R. AGANCI, PhD
Director, FMS
Date: 15/Oct/2018

Approved By:


Tangol, Sukarno D
Agency Head/Department
Date: 15/Oct/2018