

STATEMENT OF APPROPRIATIONS, ALLOTMENTS, OBLIGATIONS, DISBURSEMENTS AND BALANCES
As at the Quarter Ending September 30, 2019

X	Current Year Appropriations
	Supplemental Appropriations
	Continuing Appropriations

Department : State Universities and Colleges (SUCs)
Agency : MSU-Iligan Institute of Technology
Operating Unit : < not applicable >
Organization Code : 08 093 0000000
Fund Cluster : 01 Regular Agency Fund
(e.g. UACS Fund Cluster: 01-Regular Agency Fund, 02-Foreign Assisted Projects Fund, 03-Special Account-Locally Funded/Domestic Grants Fund, and 04-Special Account-Foreign Assisted/Foreign Grants Fund)

Particulars	UACS CODE	Appropriations			Allotments			Obligations					Disbursements					Balances						
		Authorized Appropriations	Adjustments (Transfer To/From, Modifications/ Augmentations)	Adjusted Appropriations	Allotments Received	Adjustments (Reductions, Modifications/ Augmentations)	Transfer To	Transfer From	Adjusted Allotments	1st Quarter Ending March 31	2nd Quarter Ending June 30	3rd Quarter Ending Sept. 30	4th Quarter Ending Dec. 31	TOTAL	1st Quarter Ending March 31	2nd Quarter Ending June 30	3rd Quarter Ending Sept. 30	4th Quarter Ending Dec. 31	TOTAL	Unreleased Appropriations	Unobligated Allotments	Unpaid Obligations (15-20)-(23+24)		
		3	4	5=(3+4)	6	7	8	9	10=(8+(-17)-8+9)	11	12	13	14	15=(11+12+13+14)	16	17	18	19	20=(16+17+18+19)	21=(5-10)	22=(10-15)	23	24	
SUMMARY		999,955,000.00	0.00	999,955,000.00	957,213,124.00	0.00	0.00	0.00	957,213,124.00	189,697,312.87	296,927,837.82	193,569,133.48	0.00	680,194,283.97	155,994,487.14	286,413,318.71	190,084,847.55	0.00	632,492,653.40	42,841,878.00	327,148,840.03	8,184,375.00	10,487,255.57	
A. AGENCY SPECIFIC BUDGET		999,955,000.00	0.00	999,955,000.00	957,213,124.00	0.00	0.00	0.00	957,213,124.00	189,697,312.87	296,927,837.82	193,569,133.48	0.00	680,194,283.97	155,994,487.14	286,413,318.71	190,084,847.55	0.00	632,492,653.40	42,841,878.00	327,148,840.03	8,184,375.00	10,487,255.57	
Personnel Services		747,020,000.00	0.00	747,020,000.00	714,378,124.00	0.00	0.00	0.00	714,378,124.00	131,823,761.10	218,562,394.33	145,835,114.73	0.00	496,221,270.16	131,265,898.77	213,535,898.88	148,185,957.72	0.00	492,987,727.17	32,841,878.00	218,156,853.84	367,148.00	3,898,394.99	
Salaries and Wages	501010000	568,298,000.00	2,018,920.00	570,304,920.00	568,298,000.00	2,018,920.00	0.00	0.00	570,304,920.00	121,777,190.39	189,432,824.89	136,370,569.95	0.00	417,580,545.23	121,718,135.84	154,250,012.29	138,456,287.20	0.00	416,424,415.43	0.00	152,724,334.77	12,774.00	2,143,395.90	
Basic Salary - Civilian	501010100	564,270,000.00	2,018,920.00	566,288,920.00	564,270,000.00	2,018,920.00	0.00	0.00	566,288,920.00	117,761,180.39	159,432,824.99	136,370,569.95	0.00	413,564,575.23	117,703,135.84	154,250,012.29	139,456,287.20	0.00	411,406,415.43	0.00	152,724,334.77	12,774.00	2,143,395.90	
Salaries and Wages - Casual/Contractual	501010200	4,018,000.00	0.00	4,018,000.00	4,018,000.00	0.00	0.00	0.00	4,018,000.00	4,018,000.00	0.00	0.00	0.00	4,018,000.00	4,018,000.00	0.00	0.00	0.00	4,018,000.00	0.00	0.00	0.00	0.00	
Other Compensation	501020000	188,458,000.00	3,396,784.00	191,850,784.00	128,458,000.00	3,396,784.00	0.00	0.00	131,850,784.00	7,340,538.71	57,371,482.27	5,188,008.92	0.00	69,860,029.90	8,842,497.83	57,998,204.74	5,440,998.64	0.00	89,881,302.21	0.00	61,850,754.16	354,000.00	(385,272.31)	
PERA - Civilian	501020100	20,818,000.00	60,000.00	20,878,000.00	20,818,000.00	60,000.00	0.00	0.00	20,878,000.00	5,352,848.89	5,754,168.87	4,944,468.99	0.00	16,051,484.54	5,345,972.00	5,501,726.14	5,191,059.86	0.00	16,938,787.82	0.00	4,624,515.48	2,000.00	10,727.33	
Representation Allowance (RA)	501020200	782,000.00	0.00	782,000.00	782,000.00	0.00	0.00	0.00	782,000.00	799,000.00	53,000.00	0.00	0.00	782,000.00	533,000.00	229,000.00	0.00	0.00	782,000.00	0.00	0.00	178,000.00	(178,000.00)	
Transportation Allowance (TA)	501020300	782,000.00	0.00	782,000.00	782,000.00	0.00	0.00	0.00	782,000.00	799,000.00	53,000.00	0.00	0.00	782,000.00	533,000.00	229,000.00	0.00	0.00	782,000.00	0.00	0.00	178,000.00	(178,000.00)	
Clothing/Uniform Allowance - Civilian	501020400	5,154,000.00	18,000.00	5,172,000.00	5,154,000.00	18,000.00	0.00	0.00	5,172,000.00	4,998,000.00	204,000.00	0.00	0.00	4,800,000.00	0.00	4,584,000.00	210,000.00	0.00	4,794,000.00	0.00	372,000.00	0.00	5,096.00	
Subsistence Allowance - Magna Carta for Public Health Workers under P.A. 7308	501020503	186,000.00	0.00	186,000.00	186,000.00	0.00	0.00	0.00	186,000.00	30,747.83	40,737.60	39,539.90	0.00	111,025.36	30,747.83	40,737.60	38,838.78	0.00	111,025.19	0.00	54,974.64	0.00	0.17	
Honoraria - Civilian	501021000	1,243,000.00	0.00	1,243,000.00	1,243,000.00	0.00	0.00	0.00	1,243,000.00	538,842.20	704,058.00	0.00	0.00	1,243,000.00	299,778.00	843,222.00	0.00	0.00	1,243,000.00	0.00	0.00	0.00	0.00	
Bonus - Civilian	501021400	47,023,000.00	201,862.00	47,224,862.00	47,023,000.00	201,862.00	0.00	0.00	47,224,862.00	0.00	0.00	0.00	0.00	0.00	0.00	0.00	0.00	0.00	0.00	47,224,862.00	0.00	0.00	0.00	
Cash Gift - Civilian	501021500	4,285,000.00	15,000.00	4,310,000.00	4,285,000.00	15,000.00	0.00	0.00	4,310,000.00	0.00	0.00	0.00	0.00	0.00	0.00	0.00	0.00	0.00	0.00	4,310,000.00	0.00	0.00	0.00	
Productivity Enhancement Incentive - Civilian	501029902	1,411,000.00	2,899,000.00	4,310,000.00	1,411,000.00	2,899,000.00	0.00	0.00	4,310,000.00	0.00	0.00	0.00	0.00	0.00	0.00	0.00	0.00	0.00	0.00	4,310,000.00	0.00	0.00	0.00	
Mid-Year Bonus - Civilian	501029996	47,023,000.00	201,862.00	47,224,862.00	47,023,000.00	201,862.00	0.00	0.00	47,224,862.00	0.00	46,170,820.00	0.00	0.00	46,170,820.00	0.00	46,170,820.00	0.00	0.00	0.00	46,170,820.00	0.00	1,054,972.00	0.00	0.00
Personnel Benefit Contributions	501030000	6,492,000.00	20,395.84	6,512,395.84	6,492,000.00	20,395.84	0.00	0.00	6,512,395.84	1,680,709.00	1,724,312.41	1,557,781.29	0.00	4,942,802.68	1,658,933.00	1,665,025.50	1,614,682.40	0.00	4,938,840.90	0.00	1,569,598.15	374.00	3,787.79	
Pag-IBIG - Civilian	501030200	1,030,000.00	3,000.00	1,033,000.00	1,030,000.00	3,000.00	0.00	0.00	1,033,000.00	283,912.00	285,400.42	247,700.00	0.00	817,012.42	283,512.00	273,900.00	258,900.00	0.00	816,312.00	0.00	215,897.56	100.00	990.42	
PhilHealth - Civilian	501030300	4,432,000.00	14,395.84	4,446,395.84	4,432,000.00	14,395.84	0.00	0.00	4,446,395.84	1,100,367.00	1,155,611.09	1,062,281.29	0.00	3,317,259.27	1,099,421.00	1,117,325.50	1,096,782.40	0.00	3,319,528.90	0.00	1,130,166.67	174.00	2,587.37	
EQIP - Civilian	501030400	1,030,000.00	3,000.00	1,033,000.00	1,030,000.00	3,000.00	0.00	0.00	1,033,000.00	274,400.00	285,300.00	247,800.00	0.00	809,500.00	278,000.00	273,800.00	259,000.00	0.00	808,800.00	0.00	223,500.00	100.00	890.00	
Other Personnel Benefits	501040000	43,787,000.00	(5,430,099.84)	38,356,900.16	11,145,124.00	(5,430,099.84)	0.00	0.00	5,710,024.16	1,045,333.00	33,764.88	2,718,754.99	0.00	3,797,852.34	1,045,333.00	22,827.13	1,655,408.48	0.00	2,723,988.93	32,841,878.00	1,812,171.82	0.00	1,074,483.71	
Retirement Gratuity - Civilian	501040200	7,221,000.00	0.00	7,221,000.00	0.00	0.00	0.00	0.00	0.00	0.00	0.00	0.00	0.00	0.00	0.00	0.00	0.00	0.00	0.00	7,221,000.00	0.00	0.00	0.00	
Terminal Leave Benefits - Civilian	501040300	4,498,000.00	0.00	4,498,000.00	3,164,024.00	0.00	0.00	0.00	3,164,024.00	1,020,290.00	6,415.00	2,137,314.85	0.00	3,164,019.85	1,020,290.00	0.00	1,088,318.24	0.00	2,106,808.54	1,331,978.00	4.25	0.00	1,057,411.41	
Lump-sum for Filing of Positions - Civilian	501049907	23,640,000.00	(2,551,099.84)	21,088,900.16	2,551,100.00	(2,551,099.84)	0.00	0.00	0.16	0.00	0.00	0.00	0.00	0.00	0.00	0.00	0.00	0.00	0.00	21,088,900.00	0.16	0.00	0.00	
Lump-sum for NBC No. 308	501049908	3,000,000.00	0.00	3,000,000.00	0.00	0.00	0.00	0.00	0.00	0.00	0.00	0.00	0.00	0.00	0.00	0.00	0.00	0.00	0.00	3,000,000.00	0.00	0.00	0.00	

Department : State Universities and Colleges (SUCs)
 Agency : MSU-Iligan Institute of Technology
 Operating Unit : < not applicable >
 Organization Code : 08 093 000000
 Fund Cluster : 01 Regular Agency Fund

X	Current Year Appropriations
	Supplemental Appropriations
	Continuing Appropriations

(e.g. UACS Fund Cluster: 01-Regular Agency Fund, 02-Foreign Assisted Projects Fund, 03-Special Account-Locally Funded/Domestic Grants Fund, and 04-Special Account-Foreign Assisted/Foreign Grants Fund)

Particulars	UACS CODE	Appropriations			Allotments			Obligations					Disbursements					Balances					
		Authorized Appropriations	Adjustments (Transfer To/From, Modifications/Augmentations)	Adjusted Appropriations	Allotments Received	Adjustments (Reductions, Modifications/Augmentations)	Transfer To	Transfer From	Adjusted Allotments	1st Quarter Ending March 31	2nd Quarter Ending June 30	3rd Quarter Ending Sept. 30	4th Quarter Ending Dec. 31	TOTAL	1st Quarter Ending March 31	2nd Quarter Ending June 30	3rd Quarter Ending Sept. 30	4th Quarter Ending Dec. 31	TOTAL	Unreleased Appropriations	Unobligated Allotments	Unpaid Obligations (15-20)=(23+24)	
		3	4	5=(3+4)	6	7	8	9	10=[(8)-(7)-(9+6)]	11	12	13	14	15=(11+12+13+14)	16	17	18	19	20=(16+17+18+19)	21=(5-10)	22=(10-15)	23	24
Lump-sum for Step Increments - Length of Service	5010499010	4,295,000.00	(2,864,000.00)	1,411,000.00	4,295,000.00	(2,864,000.00)	0.00	0.00	1,411,000.00	25,048.00	27,349.66	16,440.00	0.00	68,837.66	25,043.00	22,627.15	4,090.84	0.00	51,760.99	0.00	1,942,167.31	0.00	17,072.30
Loyalty Award - Civilian	5010499015	1,135,000.00	0.00	1,135,000.00	1,135,000.00	0.00	0.00	0.00	1,135,000.00	0.00	0.00	565,000.00	0.00	565,000.00	0.00	0.00	0.00	0.00	565,000.00	0.00	570,000.00	0.00	0.00
Maintenance and Other Operating Expenses		242,835,000.00	0.00	242,835,000.00	242,835,000.00	0.00	0.00	0.00	242,835,000.00	37,843,561.77	48,365,443.29	47,734,018.76	0.00	133,943,013.81	24,718,587.37	51,877,448.03	41,913,869.83	0.00	118,514,725.23	0.00	108,991,998.18	7,817,427.00	7,810,860.58
Traveling Expenses	502010000	10,671,000.00	0.00	10,671,000.00	10,671,000.00	0.00	0.00	0.00	10,671,000.00	1,699,868.93	1,892,378.06	2,890,731.81	0.00	6,482,968.80	835,467.89	1,950,407.84	2,785,159.75	0.00	5,551,035.68	0.00	4,646,039.80	79,241.00	422,999.84
Traveling Expenses - Local	502010100	8,778,000.00	0.00	8,778,000.00	8,778,000.00	0.00	0.00	0.00	8,778,000.00	834,618.94	1,892,988.80	2,728,070.06	0.00	5,553,676.80	758,072.00	1,823,167.78	2,479,908.28	0.00	5,053,748.07	0.00	3,220,321.10	51,391.00	450,539.93
Traveling Expenses - Foreign	502010200	1,893,000.00	0.00	1,893,000.00	1,893,000.00	0.00	0.00	0.00	1,893,000.00	105,248.99	96,390.16	262,661.45	0.00	467,287.60	77,366.99	127,240.16	365,251.44	0.00	467,287.60	0.00	1,427,118.40	27,850.00	(87,849.89)
Training and Scholarship Expenses	502020000	30,211,000.00	0.00	30,211,000.00	30,211,000.00	0.00	0.00	0.00	30,211,000.00	11,019,214.79	6,159,440.59	5,343,921.00	0.00	22,519,576.43	7,182,776.42	8,901,036.69	3,715,848.77	0.00	16,779,660.88	0.00	7,291,423.57	3,082,136.00	(341,820.44)
Training Expenses	502020102	18,941,000.00	0.00	18,941,000.00	18,941,000.00	0.00	0.00	0.00	18,941,000.00	2,989,614.54	5,262,241.91	4,815,986.27	0.00	11,587,765.72	1,326,940.87	4,257,820.70	3,302,903.77	0.00	8,887,454.84	0.00	5,252,344.29	1,025,136.00	1,675,154.98
Scholarship Grants/Expenses	502020200	13,370,000.00	0.00	13,370,000.00	13,370,000.00	0.00	0.00	0.00	13,370,000.00	8,028,800.25	2,477,198.68	438,081.78	0.00	10,891,826.71	5,855,835.05	4,643,415.99	412,345.00	0.00	10,891,826.71	0.00	2,438,179.29	3,057,000.00	(2,018,776.32)
Supplies and Materials Expenses	502030000	20,459,000.00	0.00	20,459,000.00	20,459,000.00	0.00	0.00	0.00	20,459,000.00	2,645,798.01	5,242,144.97	3,131,085.47	0.00	6,319,016.45	185,204.22	2,488,856.80	2,899,881.07	0.00	5,587,522.69	0.00	11,139,983.55	2,252,879.00	1,498,616.56
Office Supplies Expenses	502030102	8,006,000.00	0.00	8,006,000.00	8,006,000.00	0.00	0.00	0.00	8,006,000.00	779,770.80	2,307,271.23	1,944,103.98	0.00	5,091,145.72	164,370.00	801,134.98	1,954,891.80	0.00	2,820,156.49	0.00	2,874,854.29	616,401.00	1,495,996.23
Accountable Forms Expenses	502030200	428,000.00	0.00	428,000.00	428,000.00	0.00	0.00	0.00	428,000.00	42,260.00	0.00	23,250.00	0.00	65,510.00	0.00	42,260.00	0.00	0.00	42,260.00	0.00	382,490.00	42,260.00	(19,010.00)
Medical, Dental and Laboratory Supplies Expenses	502030800	2,995,000.00	0.00	2,995,000.00	2,995,000.00	0.00	0.00	0.00	2,995,000.00	988,998.50	292,308.50	100,215.50	0.00	1,381,330.50	0.00	820,672.50	180,397.00	0.00	1,613,699.50	0.00	1,613,699.50	952,298.00	(572,005.00)
Fuel, Oil and Lubricants Expenses	502030900	1,028,000.00	0.00	1,028,000.00	1,028,000.00	0.00	0.00	0.00	1,028,000.00	132,818.91	395,711.24	268,355.37	0.00	796,882.52	14,448.22	394,074.11	252,454.07	0.00	991,778.55	0.00	231,117.45	0.00	135,706.82
Office Equipment	502032102	783,000.00	0.00	783,000.00	783,000.00	0.00	0.00	0.00	783,000.00	84,715.00	0.00	7,500.00	0.00	92,215.00	0.00	84,450.00	20,865.00	0.00	84,715.00	0.00	893,785.00	58,815.00	(51,316.00)
Information and Communications Technology Equipment	502032103	859,000.00	0.00	859,000.00	859,000.00	0.00	0.00	0.00	859,000.00	236,759.00	76,560.00	24,720.00	0.00	337,039.00	0.00	98,748.00	183,543.00	0.00	270,289.00	0.00	521,961.00	235,759.00	(168,009.00)
Communications Equipment	502032107	139,000.00	0.00	139,000.00	139,000.00	0.00	0.00	0.00	139,000.00	24,577.00	21,848.00	19,790.00	0.00	66,000.00	0.00	11,877.00	12,600.00	0.00	24,877.00	0.00	72,991.00	24,577.00	16,858.00
Disaster Response and Rescue Equipment	502032108	80,000.00	0.00	80,000.00	80,000.00	0.00	0.00	0.00	80,000.00	0.00	0.00	0.00	0.00	0.00	0.00	0.00	0.00	0.00	0.00	0.00	80,000.00	0.00	0.00
Medical Equipment	502032110	55,000.00	0.00	55,000.00	55,000.00	0.00	0.00	0.00	55,000.00	0.00	0.00	0.00	0.00	0.00	0.00	0.00	0.00	0.00	0.00	0.00	55,000.00	0.00	0.00
Printing Equipment	502032111	118,000.00	19,610.00	137,610.00	112,000.00	19,610.00	0.00	0.00	137,610.00	82,240.00	29,670.00	16,160.00	0.00	131,070.00	0.00	38,590.00	72,820.00	0.00	111,910.00	0.00	6,540.00	62,650.00	(43,490.00)
Technical and Scientific Equipment	502032113	328,000.00	0.00	328,000.00	328,000.00	0.00	0.00	0.00	328,000.00	0.00	0.00	61,800.00	0.00	61,800.00	0.00	0.00	0.00	0.00	0.00	0.00	298,200.00	0.00	61,800.00
Other Machinery and Equipment	502032109	305,000.00	0.00	305,000.00	305,000.00	0.00	0.00	0.00	305,000.00	31,221.00	12,780.00	11,097.00	0.00	55,018.00	1,190.00	30,091.00	10,000.00	0.00	41,221.00	0.00	249,882.00	22,631.00	(8,734.00)
Furniture and Fixture	502032201	1,399,000.00	0.00	1,399,000.00	1,399,000.00	0.00	0.00	0.00	1,399,000.00	233,790.00	11,000.00	27,048.26	0.00	271,838.26	0.00	138,790.00	16,800.00	0.00	153,290.00	0.00	1,127,181.74	233,790.00	(115,241.74)
Books	502032202	130,000.00	0.00	130,000.00	130,000.00	0.00	0.00	0.00	130,000.00	0.00	0.00	0.00	0.00	0.00	0.00	0.00	0.00	0.00	0.00	0.00	130,000.00	0.00	0.00
Other Supplies and Materials Expenses	502039000	3,829,000.00	(19,610.00)	3,809,390.00	3,829,000.00	(19,610.00)	0.00	0.00	3,809,390.00	9,829.00	395,224.00	624,105.46	0.00	1,029,158.46	4,998.00	60,870.00	190,990.00	0.00	256,859.00	0.00	2,777,231.55	4,930.00	787,499.45
Utility Expenses	502040000	45,500,000.00	0.00	45,500,000.00	45,500,000.00	0.00	0.00	0.00	45,500,000.00	7,069,229.65	9,254,210.38	8,553,864.12	0.00	24,877,104.15	7,089,229.65	9,254,206.73	8,458,221.07	0.00	24,791,860.45	0.00	20,622,895.85	0.00	85,443.70
Water Expenses	502040100	1,482,000.00	0.00	1,482,000.00	1,482,000.00	0.00	0.00	0.00	1,482,000.00	278,783.40	291,500.80	297,508.70	0.00	847,792.90	278,783.40	291,500.40	192,055.40	0.00	732,349.20	0.00	843,207.16	0.00	65,443.70
Electricity Expenses	502040200	44,018,000.00	0.00	44,018,000.00	44,018,000.00	0.00	0.00	0.00	44,018,000.00	6,790,446.25	8,972,709.58	8,256,155.42	0.00	24,029,311.25	6,790,446.25	8,972,706.33	8,266,165.87	0.00	24,029,311.25	0.00	19,899,898.75	0.00	0.00
Communication Expenses	502050000	6,576,000.00	0.00	6,576,000.00	6,576,000.00	0.00	0.00	0.00	6,576,000.00	147,948.78	1,819,071.28	1,184,943.47	0.00	3,151,963.49	125,678.64	1,240,143.47	1,115,980.02	0.00	3,081,802.13	0.00	3,424,136.51	20,366.00	48,696.36
Postage and Courier Services	502050100	442,000.00	0.00	442,000.00	442,000.00	0.00	0.00	0.00	442,000.00	35,281.97	35,732.37	42,126.83	0.00	113,121.17	14,898.82	56,097.37	14,940.00	0.00	85,924.28	0.00	328,878.83	20,951.00	6,821.89

Department : State Universities and Colleges (SUCs)
 Agency : MSU-Iligan Institute of Technology
 Operating Unit : < not applicable >
 Organization Code : 08 093 000000
 Fund Cluster : 01 Regular Agency Fund

X	Current Year Appropriations
	Supplemental Appropriations
	Continuing Appropriations

(e.g. UACS Fund Cluster: 01-Regular Agency Fund, 02-Foreign Assisted Projects Fund, 03-Special Account-Locally Funded/Domestic Grants Fund, and 04-Special Account-Foreign Assisted/Foreign Grants Fund)

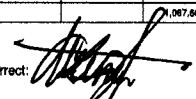
Particulars	UACS CODE	Appropriations			Allotments			Obligations							Disbursements				Balances					
		Authorized Appropriations	Adjustments (Transfer To/From, Modifications/ Augmentations)	Adjusted Appropriations	Allotments Received	Adjustments (Reductions, Modifications/ Augmentations)	Transfer To	Transfer From	Adjusted Allotments	1st Quarter Ending March 31	2nd Quarter Ending June 30	3rd Quarter Ending Sept. 30	4th Quarter Ending Dec. 31	TOTAL	1st Quarter Ending March 31	2nd Quarter Ending June 30	3rd Quarter Ending Sept. 30	4th Quarter Ending Dec. 31	TOTAL	Unreleased Appropriations	Unobligated Allotments	Unpaid Obligations (15-20)=(23+24)		
																						Due and Demandable	Net Yet Due and Demandable	
1	2	3	4	5=(3+4)	6	7	8	9	10=(8+9)-3+6	11	12	13	14	15=(11+12+13+14)	16	17	18	19	20=(16+17+18+19)	21=(5-10)	22=(10-15)	23	24	
Landline	502030203	1,061,000.00	0.00	1,061,000.00	1,061,000.00	0.00	0.00	0.00	1,061,000.00	107,619.65	170,285.78	162,406.50	0.00	460,311.93	107,619.65	169,088.23	183,807.05	0.00	460,311.93	0.00	600,698.17	0.00	0.00	0.00
Internet Subscription Expenses	602030300	5,061,000.00	0.00	5,061,000.00	5,061,000.00	0.00	0.00	0.00	5,061,000.00	5,162.24	1,813,053.11	967,813.14	0.00	2,574,128.49	3,162.24	1,813,053.87	915,036.91	0.00	2,581,254.02	0.00	2,486,871.51	0.00	42,874.47	0.00
Cable, Satellite, Telegraph and Radio Expenses	502030400	12,000.00	0.00	12,000.00	12,000.00	0.00	0.00	0.00	12,000.00	1,905.00	0.00	2,394.00	0.00	4,299.00	0.00	4,299.00	2,994.00	0.00	4,299.00	0.00	7,701.00	0.00	0.00	0.00
Awards/Rewards and Prizes	502060000	12,200,000.00	0.00	12,200,000.00	12,200,000.00	0.00	0.00	0.00	12,200,000.00	1,735,000.00	5,286,113.00	5,517,177.50	0.00	10,538,290.50	923,000.00	4,540,290.50	4,990,000.00	0.00	9,843,290.50	0.00	1,661,709.50	0.00	695,000.00	0.00
Awards/Rewards Expenses	502060100	12,200,000.00	0.00	12,200,000.00	12,200,000.00	0.00	0.00	0.00	12,200,000.00	1,735,000.00	5,286,113.00	5,517,177.50	0.00	10,538,290.50	923,000.00	4,540,290.50	4,990,000.00	0.00	9,843,290.50	0.00	1,661,709.50	0.00	695,000.00	0.00
Confidential, Intelligence and Extraordinary	502100000	180,000.00	0.00	180,000.00	180,000.00	0.00	0.00	0.00	180,000.00	0.00	66,000.00	0.00	0.00	66,000.00	0.00	66,000.00	0.00	0.00	66,000.00	0.00	114,000.00	0.00	0.00	0.00
Extraordinary and Miscellaneous Expenses	502100300	180,000.00	0.00	180,000.00	180,000.00	0.00	0.00	0.00	180,000.00	0.00	66,000.00	0.00	0.00	66,000.00	0.00	66,000.00	0.00	0.00	66,000.00	0.00	114,000.00	0.00	0.00	0.00
Professional Services	502110000	21,914,000.00	0.00	21,914,000.00	21,914,000.00	0.00	0.00	0.00	21,914,000.00	2,150,369.73	5,134,792.43	2,066,066.94	0.00	9,371,249.10	1,836,606.90	5,161,214.01	1,997,758.97	0.00	8,995,578.88	0.00	12,842,791.90	104,260.00	261,256.22	0.00
Legal Services	502110100	244,000.00	0.00	244,000.00	244,000.00	0.00	0.00	0.00	244,000.00	0.00	0.00	0.00	0.00	0.00	0.00	0.00	0.00	0.00	244,000.00	0.00	244,000.00	0.00	0.00	0.00
Auditing Services	502110200	224,000.00	0.00	224,000.00	224,000.00	0.00	0.00	0.00	224,000.00	64,445.00	50,636.00	13,600.00	0.00	128,681.00	3,160.00	45,811.00	80,010.00	0.00	128,681.00	0.00	85,019.00	54,260.00	(54,260.00)	0.00
Other Professional Services	502119900	21,446,000.00	0.00	21,446,000.00	21,446,000.00	0.00	0.00	0.00	21,446,000.00	2,085,823.73	5,084,156.43	2,072,186.94	0.00	9,242,287.10	1,833,444.90	5,115,403.01	1,907,748.97	0.00	8,856,800.88	0.00	12,203,732.90	90,000.00	335,496.22	0.00
General Services	502120000	45,483,000.00	0.00	45,483,000.00	45,483,000.00	0.00	0.00	0.00	45,483,000.00	8,324,366.25	11,240,002.17	12,403,859.54	0.00	31,968,227.96	6,165,227.92	13,201,991.92	10,594,513.10	0.00	29,964,732.94	0.00	13,514,870.04	120,399.00	1,983,188.09	0.00
Janitorial Services	502120200	16,000,000.00	0.00	16,000,000.00	16,000,000.00	0.00	0.00	0.00	16,000,000.00	2,448,821.46	4,261,938.07	3,670,231.74	0.00	10,380,991.29	1,762,496.33	4,678,293.74	3,056,526.85	0.00	9,787,285.92	0.00	5,601,006.71	82,821.00	529,094.37	0.00
Security Services	502120300	15,840,000.00	0.00	15,840,000.00	15,840,000.00	0.00	0.00	0.00	15,840,000.00	3,560,090.45	3,560,090.80	4,272,108.09	0.00	11,362,289.44	2,136,054.27	4,664,126.63	3,560,090.45	0.00	10,660,271.35	0.00	4,447,710.56	0.00	712,018.09	0.00
Other General Services	502129909	13,643,000.00	0.00	13,643,000.00	13,643,000.00	0.00	0.00	0.00	13,643,000.00	2,317,456.32	3,967,973.20	4,481,619.71	0.00	10,177,048.23	2,279,678.33	3,241,801.55	3,975,895.80	0.00	8,497,175.87	0.00	3,465,950.77	37,776.00	642,095.56	0.00
Repairs and Maintenance	502130000	19,240,000.00	0.00	19,240,000.00	19,240,000.00	0.00	0.00	0.00	19,240,000.00	1,712,377.45	2,326,204.86	1,664,891.80	0.00	5,652,873.70	440,666.71	2,112,054.85	1,876,110.87	0.00	4,431,831.73	0.00	13,987,196.30	1,666,828.00	134,413.97	0.00
Other Land Improvements	502130209	1,060,000.00	0.00	1,060,000.00	1,060,000.00	0.00	0.00	0.00	1,060,000.00	144,782.58	269,572.23	193,063.67	0.00	607,568.48	120,894.58	293,410.23	181,611.26	0.00	696,118.06	0.00	472,691.62	0.00	11,259.42	0.00
Water Supply Systems	502130304	530,000.00	0.00	530,000.00	530,000.00	0.00	0.00	0.00	530,000.00	36,665.52	67,380.45	62,839.21	0.00	166,885.18	36,664.52	67,380.45	76,879.73	0.00	180,824.70	0.00	333,114.82	0.00	16,399.46	0.00
Power Supply Systems	502130305	1,060,000.00	0.00	1,060,000.00	1,060,000.00	0.00	0.00	0.00	1,060,000.00	0.00	0.00	0.00	0.00	0.00	0.00	0.00	0.00	0.00	1,060,000.00	0.00	1,060,000.00	0.00	0.00	0.00
Buildings	502130401	6,105,000.00	0.00	6,105,000.00	6,105,000.00	0.00	0.00	0.00	6,105,000.00	457,843.94	632,890.36	374,480.79	0.00	1,465,214.09	197,508.64	626,988.72	444,780.58	0.00	1,273,274.94	0.00	4,636,775.91	208,670.00	(10,730.88)	0.00
School Buildings	502130402	4,561,000.00	0.00	4,561,000.00	4,561,000.00	0.00	0.00	0.00	4,561,000.00	501,998.97	1,056,442.52	626,444.35	0.00	2,169,875.84	85,801.87	786,724.22	746,596.45	0.00	1,818,922.64	0.00	2,391,124.16	352,462.00	196,481.20	0.00
Office Equipment	502130502	786,000.00	0.00	786,000.00	786,000.00	0.00	0.00	0.00	786,000.00	106,330.56	41,581.23	54,565.48	0.00	202,507.29	0.00	44,002.03	56,340.00	0.00	100,342.03	0.00	585,482.71	196,331.00	(4,165.74)	0.00
Information and Communication Technology Equipment	502130603	1,352,000.00	0.00	1,352,000.00	1,352,000.00	0.00	0.00	0.00	1,352,000.00	5,122.50	0.00	6,380.00	0.00	11,482.50	0.00	5,122.50	0.00	0.00	5,122.50	0.00	1,340,517.50	0.00	6,380.00	0.00
Communication Equipment	502130607	50,000.00	0.00	50,000.00	50,000.00	0.00	0.00	0.00	50,000.00	1,060.00	0.00	0.00	0.00	1,060.00	0.00	0.00	1,060.00	0.00	1,060.00	0.00	48,940.00	1,060.00	(1,060.00)	0.00
Medical Equipment	502130611	56,000.00	0.00	56,000.00	56,000.00	0.00	0.00	0.00	56,000.00	0.00	0.00	0.00	0.00	0.00	0.00	0.00	0.00	0.00	0.00	0.00	56,000.00	0.00	0.00	0.00
Technical and Scientific Equipment	502130614	327,000.00	0.00	327,000.00	327,000.00	0.00	0.00	0.00	327,000.00	24,080.00	67,200.00	35,000.00	0.00	126,280.00	0.00	24,080.00	67,200.00	0.00	91,280.00	0.00	200,720.00	24,080.00	10,820.00	0.00
Other Machinery and Equipment	502130699	70,000.00	0.00	70,000.00	70,000.00	0.00	0.00	0.00	70,000.00	13,440.00	0.00	0.00	0.00	13,440.00	0.00	13,440.00	0.00	0.00	13,440.00	0.00	56,560.00	0.00	0.00	0.00
Motor Vehicles	502130601	604,000.00	0.00	604,000.00	604,000.00	0.00	0.00	0.00	604,000.00	366,473.36	137,937.86	298,454.40	0.00	715,865.62	0.00	224,866.50	276,242.36	0.00	501,108.86	0.00	(111,855.82)	347,485.00	(182,728.94)	0.00
Repairs and Maintenance - Furniture and Fixtures	502130700	940,000.00	0.00	940,000.00	940,000.00	0.00	0.00	0.00	940,000.00	0.00	0.00	0.00	0.00	0.00	0.00	0.00	0.00	0.00	0.00	0.00	940,000.00	0.00	0.00	0.00
Other Property, Plant and Equipment	502139999	1,665,000.00	0.00	1,665,000.00	1,665,000.00	0.00	0.00	0.00	1,665,000.00	51,540.00	0.00	91,344.70	0.00	142,884.70	0.00	23,040.00	28,500.00	0.00	51,540.00	0.00	1,552,115.30	51,540.00	39,304.70	0.00


Department : State Universities and Colleges (SUCs)
 Agency : MSU-Iligan Institute of Technology
 Operating Unit : < not applicable >
 Organization Code : 08 093 000000
 Fund Cluster : 01 Regular Agency Fund


X	Current Year Appropriations
	Supplemental Appropriations
	Continuing Appropriations

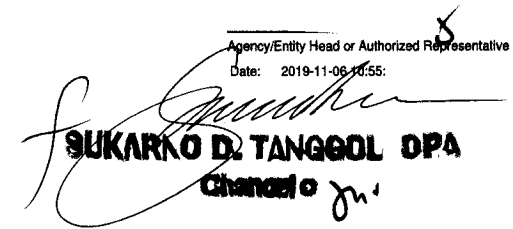
(e.g. UACS Fund Cluster: 01-Regular Agency Fund, 02-Foreign Assisted Projects Fund, 03-Special Account-Locally Funded/Domestic Grants Fund, and 04-Special Account-Foreign Assisted/Foreign Grants Fund)

Particulars	UACS CODE	Appropriations			Allotments			Obligations				Disbursements				Balances							
		Authorized Appropriations	Adjustments (Transfer To/From, Modifications/ Augmentations)	Adjusted Appropriations	Allotments Received	Adjustments (Reductions, Modifications/ Augmentations)	Transfer To	Transfer From	Adjusted Allotments	1st Quarter Ending March 31	2nd Quarter Ending June 30	3rd Quarter Ending Sept. 30	4th Quarter Ending Dec. 31	TOTAL	1st Quarter Ending March 31	2nd Quarter Ending June 30	3rd Quarter Ending Sept. 30	4th Quarter Ending Dec. 31	TOTAL	Unreleased Appropriations	Unobligated Allotments	Unpaid Obligations (15-20)+(23+24)	
		3	4	5=(3+4)	6	7	8	9	10=[(8+(-17)-3+9)]	11	12	13	14	15=(11+12+13+14)	16	17	18	19	20=(16+17+18+19)	21=(5-10)	22=(10-15)	23	24
Taxes, Insurance Premiums and Other Fees	5021800000	5,147,000.00	0.00	5,147,000.00	5,147,000.00	0.00	0.00	0.00	5,147,000.00	139,397.01	195,556.23	24,816.94	0.00	359,770.18	137,417.01	84,261.31	95,292.91	0.00	316,971.23	0.00	4,787,129.82	0.00	42,996.96
Taxes, Duties and Licenses	5021501001	5,147,000.00	0.00	5,147,000.00	5,147,000.00	0.00	0.00	0.00	5,147,000.00	139,397.01	195,556.23	24,816.94	0.00	359,770.18	137,417.01	84,261.31	95,292.91	0.00	316,971.23	0.00	4,787,129.82	0.00	42,996.96
Other Maintenance and Operating Expenses	5029900000	25,354,000.00	0.00	25,354,000.00	25,354,000.00	0.00	0.00	0.00	25,354,000.00	1,895,095.19	3,417,728.55	4,813,050.91	0.00	10,085,874.35	434,110.91	2,277,193.21	3,483,743.82	0.00	6,175,037.94	0.00	15,258,128.85	1,071,819.00	2,849,317.41
Advertising Expenses	5029901000	15,000.00	0.00	15,000.00	15,000.00	0.00	0.00	0.00	15,000.00	0.00	0.00	0.00	0.00	0.00	0.00	0.00	0.00	0.00	0.00	0.00	15,000.00	0.00	0.00
Printing and Publication Expenses	5029902000	4,203,000.00	0.00	4,203,000.00	4,203,000.00	0.00	0.00	0.00	4,203,000.00	1,100.00	996,995.00	345,000.00	0.00	1,043,295.00	0.00	73,800.00	144,295.00	0.00	218,095.00	0.00	3,159,705.00	1,100.00	824,100.00
Representation Expenses	5029903000	1,228,000.00	0.00	1,228,000.00	1,228,000.00	0.00	0.00	0.00	1,228,000.00	290,477.00	326,523.42	375,549.96	0.00	1,002,550.38	82,300.00	463,661.03	300,399.08	0.00	846,360.11	0.00	225,449.82	75,018.00	81,163.27
Transportation and Delivery Expenses	5029904000	20,000.00	0.00	20,000.00	20,000.00	0.00	0.00	0.00	20,000.00	6,060.00	13,280.00	7,090.00	0.00	26,390.00	3,200.00	11,800.00	10,800.00	0.00	28,300.00	0.00	(6,380.00)	0.00	1,090.00
Rents - Building and Structures	5029905001	299,000.00	0.00	299,000.00	299,000.00	0.00	0.00	0.00	299,000.00	45,000.00	0.00	90,000.00	0.00	135,000.00	0.00	45,000.00	45,000.00	0.00	90,000.00	0.00	74,000.00	0.00	45,000.00
Membership Dues and Contributions to Organizations	5029906000	288,000.00	0.00	288,000.00	288,000.00	0.00	0.00	0.00	288,000.00	72,000.00	4,200.00	12,500.00	0.00	88,700.00	58,800.00	14,000.00	7,200.00	0.00	79,700.00	0.00	199,300.00	3,500.00	5,590.00
Other Subscription Expenses	5029907099	611,000.00	0.00	611,000.00	611,000.00	0.00	0.00	0.00	611,000.00	8,516.00	23,178.00	22,198.00	0.00	51,892.00	0.00	8,978.00	23,148.00	0.00	30,124.00	0.00	559,110.00	6,518.00	15,250.00
Other Maintenance and Operating Expenses	5029909099	18,780,000.00	0.00	18,780,000.00	18,780,000.00	0.00	0.00	0.00	18,780,000.00	1,443,922.19	2,343,854.13	3,860,282.95	0.00	7,748,059.27	290,101.91	1,892,444.18	2,839,803.74	0.00	4,880,449.83	0.00	11,031,641.03	885,388.00	1,877,224.14
Capital Outlays		10,000,000.00	0.00	10,000,000.00	0.00	0.00	0.00	0.00	0.00	0.00	0.00	0.00	0.00	0.00	0.00	0.00	0.00	0.00	0.00	10,000,000.00	0.00	0.00	0.00
Property, Plant and Equipment Outlay	5090400000	10,000,000.00	0.00	10,000,000.00	0.00	0.00	0.00	0.00	0.00	0.00	0.00	0.00	0.00	0.00	0.00	0.00	0.00	0.00	0.00	10,000,000.00	0.00	0.00	0.00
School Buildings	5090400002	10,000,000.00	0.00	10,000,000.00	0.00	0.00	0.00	0.00	0.00	0.00	0.00	0.00	0.00	0.00	0.00	0.00	0.00	0.00	0.00	10,000,000.00	0.00	0.00	0.00
B. AUTOMATIC APPROPRIATIONS		87,713,000.00	242,271.00	87,955,271.00	87,955,271.00	0.00	0.00	0.00	87,955,271.00	14,787,873.42	18,755,104.07	15,956,808.29	0.00	49,479,885.78	14,758,458.00	18,375,841.80	18,304,687.46	0.00	48,439,785.26	0.00	18,475,385.22	1,521.00	38,599.58
Retirement and Life Insurance Premiums		87,713,000.00	242,271.00	87,955,271.00	87,955,271.00	0.00	0.00	0.00	87,955,271.00	14,787,873.42	18,755,104.07	15,956,808.29	0.00	49,479,885.78	14,758,458.00	18,375,841.80	18,304,687.46	0.00	48,439,785.26	0.00	18,475,385.22	1,521.00	38,599.58
C. SPECIAL PURPOSE FUNDS		0.00	2,705,807.00	2,705,807.00	0.00	2,705,807.00	0.00	0.00	2,705,807.00	0.00	2,534,100.00	171,507.00	0.00	2,705,607.00	0.00	1,501,580.88	1,204,028.32	0.00	2,705,607.00	0.00	0.00	0.00	0.00
Pension and Gratuity Fund		0.00	2,705,807.00	2,705,807.00	0.00	2,705,807.00	0.00	0.00	2,705,807.00	0.00	2,534,100.00	171,507.00	0.00	2,705,607.00	0.00	1,501,580.88	1,204,028.32	0.00	2,705,607.00	0.00	0.00	0.00	0.00
Other Personnel Benefits	5010400000	0.00	2,705,807.00	2,705,807.00	0.00	2,705,807.00	0.00	0.00	2,705,807.00	0.00	2,534,100.00	171,507.00	0.00	2,705,607.00	0.00	1,501,580.88	1,204,028.32	0.00	2,705,607.00	0.00	0.00	0.00	0.00
Terminal Leave Benefits - Civilian	5010400001	0.00	2,705,807.00	2,705,807.00	0.00	2,705,807.00	0.00	0.00	2,705,807.00	0.00	2,534,100.00	171,507.00	0.00	2,705,607.00	0.00	1,501,580.88	1,204,028.32	0.00	2,705,607.00	0.00	0.00	0.00	0.00
GRAND TOTAL		2,087,698.000	2,847,878.00	1,070,815,878.00	1,065,268,395.00	2,705,807.00	0.00	0.00	1,027,874,002.00	184,435,288.29	288,217,041.68	208,687,448.77	0.00	682,349,776.75	170,743,843.14	285,290,541.19	207,593,341.33	0.00	663,627,825.96	42,641,878.00	345,624,225.25	1,438,371.58	17,285,879.53

Certified Correct: 
 MASAN LAIRAH O.
 Acting Head, BMS
 Date: 2019-11-06 08:22:10.0

Certified Correct: 
 CRISTELA DIANA MAY R. DELA RAMA CPA
 ACTING HEAD, ACCOUNTING DIVISION
 Date:

Recommending Approval: 
 AL MAC FELICIANO B.
 Director Financial Management Service (FMS) or Equivalent
 Date: 2019-11-06 08:39:

Approved By: 
 Agency/Entity Head or Authorized Representative
 Date: 2019-11-06 10:55:

SUKARNO D. TANGGOL OPA
 Changeo ju'