

STATEMENT OF APPROPRIATIONS, ALLOTMENTS, OBLIGATIONS, DISBURSEMENTS AND BALANCES  
As at the Quarter Ending September 30, 2019

Department: State Universities and Colleges (SUCs)  
Agency: MSU-Iligan Institute of Technology  
Operating Unit: < not applicable >  
Organization Code: 08 083 0000000  
Fund Cluster: 01 Regular Agency Fund  
(e.g. UACS Fund Cluster: 01-Regular Agency Fund, 02-Foreign Assisted Projects Fund, 03-Special Account-Locally Funded/Domestic Grants Fund, and 04-Special Account-Foreign Assisted/Foreign Grants Fund)

	Current Year Appropriations
	Supplemental Appropriations
X	Continuing Appropriations


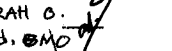
Particulars	UACS CODE	Appropriations			Allotments			Current Year Obligations					Current Year Disbursements				Balances							
		Authorized Appropriations	Adjustments (Transfer To/From, Reassignment)	Adjusted Appropriations	Allotments Received	Adjustments (Withdrawal, Reassignment)	Transfer To	Transfer From	Adjusted Total Allotments	1st Quarter Ending March 31	2nd Quarter Ending June 30	3rd Quarter Ending Sept. 30	4th Quarter Ending Dec. 31	TOTAL	1st Quarter Ending March 31	2nd Quarter Ending June 30	3rd Quarter Ending Sept. 30	4th Quarter Ending Dec. 31	TOTAL	Unreleased Appro	Unobligated Allotments	Unpaid Obligations (15-20)=(23-24)		
		3	4	5=(3+4)	6	7	8	9	10=[(6+(-)7)-8-9]	11	12	13	14	15=(11+12+13+14)	16	17	18	19	20=(16+17+18+19)	21=(5-10)	22=(10-15)	23	24	
I. Continuing Appropriations		0.00	0.00	0.00	9,394,995.05	0.00	0.00	0.00	9,394,995.05	686,610.46	394,848.98	1,394,787.21	0.00	2,415,347.02	506,031.85	456,178.56	191,619.00	0.00	1,128,829.51	(9,394,995.05)	8,918,846.23	0.00	1,288,517.61	
General Administration and Support	1000000000000000	0.00	0.00	0.00	2,813,333.89	0.00	0.00	0.00	2,813,333.89	193,152.88	218,066.56	346,534.20	0.00	697,743.64	120,252.88	230,956.56	0.00	0.00	351,209.44	(2,813,333.89)	2,215,690.05	0.00	346,534.20	
General Management and Supervision	100000100001000	0.00	0.00	0.00	2,813,333.89	0.00	0.00	0.00	2,813,333.89	193,152.88	218,066.56	346,534.20	0.00	697,743.64	120,252.88	230,956.56	0.00	0.00	351,209.44	(2,813,333.89)	2,215,690.05	0.00	346,534.20	
MOOE		0.00	0.00	0.00	2,813,333.89	0.00	0.00	0.00	2,813,333.89	193,152.88	218,066.56	346,534.20	0.00	697,743.64	120,252.88	230,956.56	0.00	0.00	351,209.44	(2,813,333.89)	2,215,690.05	0.00	346,534.20	
Sub-Total, General Administration and Support		0.00	0.00	0.00	2,813,333.89	0.00	0.00	0.00	2,813,333.89	193,152.88	218,066.56	346,534.20	0.00	697,743.64	120,252.88	230,956.56	0.00	0.00	351,209.44	(2,813,333.89)	2,215,690.05	0.00	346,534.20	
PS		0.00	0.00	0.00	0.00	0.00	0.00	0.00	0.00	0.00	0.00	0.00	0.00	0.00	0.00	0.00	0.00	0.00	0.00	0.00	0.00	0.00	0.00	0.00
MOOE		0.00	0.00	0.00	2,813,333.89	0.00	0.00	0.00	2,813,333.89	193,152.88	218,066.56	346,534.20	0.00	697,743.64	120,252.88	230,956.56	0.00	0.00	351,209.44	(2,813,333.89)	2,215,690.05	0.00	346,534.20	
FinEx (if Applicable)		0.00	0.00	0.00	0.00	0.00	0.00	0.00	0.00	0.00	0.00	0.00	0.00	0.00	0.00	0.00	0.00	0.00	0.00	0.00	0.00	0.00	0.00	0.00
CD		0.00	0.00	0.00	0.00	0.00	0.00	0.00	0.00	0.00	0.00	0.00	0.00	0.00	0.00	0.00	0.00	0.00	0.00	0.00	0.00	0.00	0.00	0.00
Support to Operations	2000000000000000	0.00	0.00	0.00	0.00	0.00	0.00	0.00	0.00	0.00	0.00	0.00	0.00	0.00	0.00	0.00	0.00	0.00	0.00	0.00	0.00	0.00	0.00	0.00
Auxiliary Services	200000100001000	0.00	0.00	0.00	0.00	0.00	0.00	0.00	0.00	0.00	0.00	0.00	0.00	0.00	0.00	0.00	0.00	0.00	0.00	0.00	0.00	0.00	0.00	0.00
MOOE		0.00	0.00	0.00	0.00	0.00	0.00	0.00	0.00	0.00	0.00	0.00	0.00	0.00	0.00	0.00	0.00	0.00	0.00	0.00	0.00	0.00	0.00	0.00
Sub-Total, Support to Operations		0.00	0.00	0.00	0.00	0.00	0.00	0.00	0.00	0.00	0.00	0.00	0.00	0.00	0.00	0.00	0.00	0.00	0.00	0.00	0.00	0.00	0.00	0.00
PS		0.00	0.00	0.00	0.00	0.00	0.00	0.00	0.00	0.00	0.00	0.00	0.00	0.00	0.00	0.00	0.00	0.00	0.00	0.00	0.00	0.00	0.00	0.00
MOOE		0.00	0.00	0.00	0.00	0.00	0.00	0.00	0.00	0.00	0.00	0.00	0.00	0.00	0.00	0.00	0.00	0.00	0.00	0.00	0.00	0.00	0.00	0.00
FinEx (if Applicable)		0.00	0.00	0.00	0.00	0.00	0.00	0.00	0.00	0.00	0.00	0.00	0.00	0.00	0.00	0.00	0.00	0.00	0.00	0.00	0.00	0.00	0.00	0.00
CD		0.00	0.00	0.00	0.00	0.00	0.00	0.00	0.00	0.00	0.00	0.00	0.00	0.00	0.00	0.00	0.00	0.00	0.00	0.00	0.00	0.00	0.00	0.00
Operations	3000000000000000	0.00	0.00	0.00	6,491,661.36	0.00	0.00	0.00	6,491,661.36	582,457.57	116,892.80	1,036,253.01	0.00	1,717,603.38	385,779.07	228,232.00	161,619.00	0.00	775,620.07	(2,648,699.20)	4,704,057.98	0.00	941,893.31	
OO: Retainment and quality tertiary education ensured to achieve inclusive growth and access of deserving but poor students to quality tertiary education institutions		0.00	0.00	0.00	1,641,872.01	0.00	0.00	0.00	1,641,872.01	210,724.75	0.00	0.00	0.00	210,724.75	163,636.75	37,146.00	5,542.00	0.00	206,624.75	(1,641,872.01)	1,431,247.28	0.00	4,100.00	
HIGHER EDUCATION PROGRAM		0.00	0.00	0.00	1,641,872.01	0.00	0.00	0.00	1,641,872.01	210,724.75	0.00	0.00	0.00	210,724.75	163,636.75	37,146.00	5,542.00	0.00	206,624.75	(1,641,872.01)	1,431,247.28	0.00	4,100.00	
Provision of Higher Education Services	310100100002000	0.00	0.00	0.00	1,641,872.01	0.00	0.00	0.00	1,641,872.01	210,724.75	0.00	0.00	0.00	210,724.75	163,636.75	37,146.00	5,542.00	0.00	206,624.75	(1,641,872.01)	1,431,247.28	0.00	4,100.00	
MOOE		0.00	0.00	0.00	1,641,872.01	0.00	0.00	0.00	1,641,872.01	210,724.75	0.00	0.00	0.00	210,724.75	163,636.75	37,146.00	5,542.00	0.00	206,624.75	(1,641,872.01)	1,431,247.28	0.00	4,100.00	
OO: Higher education research improved to promote economic productivity and innovation		0.00	0.00	0.00	2,190,990.15	0.00	0.00	0.00	2,190,990.15	241,895.50	116,892.80	1,036,253.01	0.00	1,386,815.31	214,278.00	86,577.00	156,077.00	0.00	469,832.00	(1,677,141.34)	794,174.84	0.00	937,883.31	
ADVANCED EDUCATION PROGRAM		0.00	0.00	0.00	453,848.81	0.00	0.00	0.00	453,848.81	0.00	0.00	0.00	0.00	0.00	0.00	0.00	0.00	0.00	0.00	(453,848.81)	453,848.81	0.00	0.00	
Provision of Advanced Education Services	320100100001000	0.00	0.00	0.00	453,848.81	0.00	0.00	0.00	453,848.81	0.00	0.00	0.00	0.00	0.00	0.00	0.00	0.00	0.00	0.00	(453,848.81)	453,848.81	0.00	0.00	
MOOE		0.00	0.00	0.00	453,848.81	0.00	0.00	0.00	453,848.81	0.00	0.00	0.00	0.00	0.00	0.00	0.00	0.00	0.00	0.00	(453,848.81)	453,848.81	0.00	0.00	
RESEARCH PROGRAM		0.00	0.00	0.00	1,677,141.34	0.00	0.00	0.00	1,677,141.34	241,895.50	116,892.80	1,036,253.01	0.00	1,386,815.31	214,278.00	86,577.00	156,077.00	0.00	469,832.00	(1,677,141.34)	280,336.00	0.00	897,883.31	


This report was generated using the Unified Reporting System on 08/11/2019 03:11 version.FAR1.1.1

Department: State Universities and Colleges (SUCs)  
 Agency: MSU-Iligan Institute of Technology  
 Operating Unit: < not applicable >  
 Organization Code: 08 083 0000000  
 Fund Cluster: 01 Regular Agency Fund  
 (e.g. UACS Fund Cluster: 01-Regular Agency Fund, 02-Foreign Assisted Projects Fund, 03-Special Account-Locally Funded/Domestic Grants Fund, and 04-Special Account-Foreign Assisted/Foreign Grants Fund)



	Current Year Appropriations
	Supplemental Appropriations
X	Continuing Appropriations

Particulars	UACS CODE	Appropriations					Allotments				Current Year Obligations					Current Year Disbursements					Balances			
		Authorized Appropriations	Adjustments (Transfer To/From, Realignment)	Adjusted Appropriations	Allotments Received	Adjustments (Withdrawal, Realignment)	Transfer To	Transfer From	Adjusted Total Allotments	1st Quarter Ending March 31	2nd Quarter Ending June 30	3rd Quarter Ending Sept. 30	4th Quarter Ending Dec. 31	TOTAL	1st Quarter Ending March 31	2nd Quarter Ending June 30	3rd Quarter Ending Sept. 30	4th Quarter Ending Dec. 31	TOTAL	Unreleased Appro	Unobligated Allotments	Unpaid Obligations (15-20)-(23-24)		
																						Due and Demandable	Not Yet Due and Demandable	
1	2	3	4	5=(3+4)	6	7	8	9	10=[(8+(-)7)-8+6]	11	12	13	14	15=(11+12+13+14)	16	17	18	19	20=(16+17+18+19)	21=(5-10)	22=(10-15)	23	24	
Conduct of Research Services	320200100001000	0.00	0.00	0.00	1,877,141.34	0.00	0.00	0.00	1,877,141.34	241,088.80	116,892.80	1,038,253.01	0.00	1,396,815.31	214,278.00	88,577.00	198,077.00	0.00	458,932.00	(1,877,141.34)	280,928.00	0.00	837,863.31	
MOOE		0.00	0.00	0.00	1,877,141.34	0.00	0.00	0.00	1,877,141.34	241,088.80	116,892.80	1,038,253.01	0.00	1,396,815.31	214,278.00	88,577.00	198,077.00	0.00	458,932.00	(1,877,141.34)	280,928.00	0.00	837,863.31	
OO: Community engagement Increased		0.00	0.00	0.00	2,848,899.20	0.00	0.00	0.00	2,848,899.20	110,069.32	0.00	0.00	0.00	110,069.32	7,564.32	102,499.00	0.00	0.00	110,069.32	(2,848,899.20)	2,538,830.88	0.00	0.00	
TECHNICAL ADVISORY EXTENSION PROGRAM		0.00	0.00	0.00	2,848,899.20	0.00	0.00	0.00	2,848,899.20	110,069.32	0.00	0.00	0.00	110,069.32	7,564.32	102,499.00	0.00	0.00	110,069.32	(2,848,899.20)	2,538,830.88	0.00	0.00	
Provision of Extension Services	390100100001000	0.00	0.00	0.00	2,848,899.20	0.00	0.00	0.00	2,848,899.20	110,069.32	0.00	0.00	0.00	110,069.32	7,564.32	102,499.00	0.00	0.00	110,069.32	(2,848,899.20)	2,538,830.88	0.00	0.00	
MOOE		0.00	0.00	0.00	2,848,899.20	0.00	0.00	0.00	2,848,899.20	110,069.32	0.00	0.00	0.00	110,069.32	7,564.32	102,499.00	0.00	0.00	110,069.32	(2,848,899.20)	2,538,830.88	0.00	0.00	
Sub-Total Operations		0.00	0.00	0.00	6,421,861.36	0.00	0.00	0.00	6,421,861.36	582,457.87	116,892.80	1,038,253.01	0.00	1,717,603.38	385,779.07	228,222.00	181,819.00	0.00	775,820.07	(6,421,861.36)	4,704,057.98	0.00	841,863.31	
PS		0.00	0.00	0.00	0.00	0.00	0.00	0.00	0.00	0.00	0.00	0.00	0.00	0.00	0.00	0.00	0.00	0.00	0.00	0.00	0.00	0.00	0.00	
MOOE		0.00	0.00	0.00	6,421,861.36	0.00	0.00	0.00	6,421,861.36	582,457.87	116,892.80	1,038,253.01	0.00	1,717,603.38	385,779.07	228,222.00	181,819.00	0.00	775,820.07	(6,421,861.36)	4,704,057.98	0.00	841,863.31	
FinEx (if Applicable)		0.00	0.00	0.00	0.00	0.00	0.00	0.00	0.00	0.00	0.00	0.00	0.00	0.00	0.00	0.00	0.00	0.00	0.00	0.00	0.00	0.00	0.00	
OO		0.00	0.00	0.00	0.00	0.00	0.00	0.00	0.00	0.00	0.00	0.00	0.00	0.00	0.00	0.00	0.00	0.00	0.00	0.00	0.00	0.00	0.00	
GRAND TOTAL		0.00	0.00	0.00	9,334,995.05	0.00	0.00	0.00	9,334,995.05	885,810.45	334,848.36	1,384,787.21	0.00	2,415,347.02	508,031.85	459,178.56	181,819.00	0.00	1,128,829.51	(9,334,995.05)	8,919,848.03	0.00	1,288,517.51	
PS		0.00	0.00	0.00	0.00	0.00	0.00	0.00	0.00	0.00	0.00	0.00	0.00	0.00	0.00	0.00	0.00	0.00	0.00	0.00	0.00	0.00	0.00	
MOOE		0.00	0.00	0.00	9,334,995.05	0.00	0.00	0.00	9,334,995.05	885,810.45	334,848.36	1,384,787.21	0.00	2,415,347.02	508,031.85	459,178.56	181,819.00	0.00	1,128,829.51	(9,334,995.05)	8,919,848.03	0.00	1,288,517.51	
FinEx (if Applicable)		0.00	0.00	0.00	0.00	0.00	0.00	0.00	0.00	0.00	0.00	0.00	0.00	0.00	0.00	0.00	0.00	0.00	0.00	0.00	0.00	0.00	0.00	
OO		0.00	0.00	0.00	0.00	0.00	0.00	0.00	0.00	0.00	0.00	0.00	0.00	0.00	0.00	0.00	0.00	0.00	0.00	0.00	0.00	0.00	0.00	

Certified Correct:   
 MANAW LAIRAH O.  
 Acting Hed.   
 Date: 2019-11-06 08:21:33

Certified Correct:   
 RISTELA DIANA MAY R. DELA RAMA / CPA  
 ACTING HEAD, ACCOUNTING DIVISION  
 Date:

Recommending Approval:   
 ALIBAO FELICIANO B.  
 Chief, Planning Division  
 Date: 2019-11-06 08:37

Approved By:   
 Agency Head   
 Date: 2019-11-06 10:52:42.0

  
 SUKARNO D. TANGGOL CPA  
 Channelo gm.