



QUARTERLY REPORT OF REVENUE AND OTHER RECEIPTS


As at the Quarter Ending September 30, 2019

Department : State Universities and Colleges (SUCs)  
 Agency : MSU-Iligan Institute of Technology  
 Operating Unit : < not applicable >  
 Organization Code : 08 093 0000000  
 Fund Cluster : 05 - Internally Generated Funds

Classification/Sources of Revenue and Other Receipts	UACS CODE	REVENUE TARGET (Annual) per BESF	Actual Revenue and Other Receipts Collections					Cumulative Remittance/Deposits to Date			Variance		Remarks
			1st Quarter Ending March 31	2nd Quarter Ending June 30	3rd Quarter Ending Sept. 30	4th Quarter Ending Dec. 31	Total	Remittance to BTr	Deposited with AGDB	TOTAL	Amount	%	
1	2	3	4	5	6	7	8=[(6+(-7)-8+9]	9	10	11=(9+10)	12=(8-3)	13=(12/3)	14
Internally Generated Funds		107,721,184.88	17,281,076.25	14,026,008.24	46,796,793.41	0.00	78,103,877.90	0.00	0.00	0.00	(29,617,306.98)	-27 %	
Non-Revenue Collections/Other Receipts		107,721,184.88	17,281,076.25	14,026,008.24	46,796,793.41	0.00	78,103,877.90	0.00	0.00	0.00	(29,617,306.98)	-27 %	
Cash Receipts		107,721,184.88	17,281,076.25	14,026,008.24	46,796,793.41	0.00	78,103,877.90	0.00	0.00	0.00	(29,617,306.98)	-27 %	
Not Applicable		107,721,184.88	17,281,076.25	14,026,008.24	46,796,793.41	0.00	78,103,877.90	0.00	0.00	0.00	(29,617,306.98)	-27 %	
Registration Fees	4020102000	361,794.00	33,080.00	127,080.00	339,240.00	0.00	499,400.00	0.00	0.00	0.00	137,606.00	38 %	
Clearance Fees	4020104001	576,767.16	177,270.00	251,540.00	152,750.00	0.00	581,560.00	0.00	0.00	0.00	4,792.84	1 %	
Identity Card Fees	4020113008	305,319.86	60,480.00	72,795.00	380,865.00	0.00	514,150.00	0.00	0.00	0.00	208,830.34	68 %	
Other Processing Fees	4020113099	34,047.60	7,750.00	13,480.00	22,480.00	0.00	43,720.00	0.00	0.00	0.00	9,672.40	28 %	
Fines and Penalties - Service Income	4020114000	34,389.81	8,371.07	1,697.00	4,584.95	0.00	14,653.02	0.00	0.00	0.00	(19,736.79)	-57 %	
Other Service Income	4020199099	20,108,689.92	4,345,072.75	4,484,227.00	5,844,373.65	0.00	14,673,673.40	0.00	0.00	0.00	(5,435,016.52)	-27 %	
Tuition Fees	4020201001	64,793,094.84	6,725,344.55	5,567,749.22	24,239,498.91	0.00	36,532,592.68	0.00	0.00	0.00	(28,260,502.16)	-44 %	
Income Collected from Students	4020201002	15,848,327.78	4,863,128.43	2,523,109.75	13,973,331.70	0.00	21,159,567.88	0.00	0.00	0.00	5,311,240.10	34 %	
Seminar/Training Fees	4020204000	12,852.00	0.00	106,975.00	506,000.00	0.00	612,975.00	0.00	0.00	0.00	600,123.00	4,669 %	
Rent/Lease Income	4020205000	791,010.00	223,800.00	250,150.00	407,600.00	0.00	881,550.00	0.00	0.00	0.00	90,540.00	11 %	
Income from Hostels/Dormitories and other Like facilities	4020213000	2,148,196.58	625,807.65	407,081.00	469,283.00	0.00	1,502,171.65	0.00	0.00	0.00	(647,024.93)	-30 %	
Other Sales	4020216099	53,145.06	102,255.00	55,155.00	28,125.00	0.00	185,535.00	0.00	0.00	0.00	132,389.94	249 %	
Others	4020221099	1,000,183.77	0.00	37,886.71	253,860.08	0.00	291,746.79	0.00	0.00	0.00	(708,438.98)	-71 %	
Income from Grants and Donations In Kind	4040202000	54,000.00	0.00	0.00	0.00	0.00	0.00	0.00	0.00	0.00	(54,000.00)	-100 %	
Other Gains	4050199000	1,345,109.10	268,904.30	123,110.06	24,358.00	0.00	416,372.36	0.00	0.00	0.00	(928,736.74)	-69 %	
Sale of Garnished/Confiscated/Abandoned/Seized Goods and Properties	4060101000	253,257.58	39,804.50	3,972.50	150,433.12	0.00	194,210.12	0.00	0.00	0.00	(59,047.46)	-23 %	
<b>TOTAL</b>		<b>107,721,184.88</b>	<b>17,281,076.25</b>	<b>14,026,008.24</b>	<b>46,796,793.41</b>	<b>0.00</b>	<b>78,103,877.90</b>	<b>0.00</b>	<b>0.00</b>	<b>0.00</b>	<b>(29,617,306.98)</b>	<b>-27 %</b>	

Certified Correct:  
  
 DELA RAMA KRISTELA DIANA MAY RESTAURO  
 Accountant  
 Date: 2019-11-06 08:30:13.0

Recommending Approval:  
  
 ALI GAO FELICIANO B.  
 Director of Financial Management Services (FMS) or Equivalent  
 Date: 2019-11-06 08:59:12.0

Approved By:  
  
 TANOGEL SURARNO DILAUSAN  
 Agency/Entity Head or Authorized Representative  
 Date: 2019-11-06 11:09:18.0