

**SUMMARY OF APPROVED BUDGET, UTILIZATIONS, DISBURSEMENTS AND BALANCES BY OBJECT OF EXPENDITURES**  
**(For Off-Budgetary Funds)**  
**As at the Quarter Ending December 31, 2023**

Department : State Universities and Colleges (SUCs)  
 Agency/Entity : MSU-Iligan Institute of Technology  
 Operating Unit : < not applicable >  
 Organization Code (UACS) : 08 093 0000000  
 Fund Cluster : 05 - Internally Generated Funds  
 (e.g. UACS Fund Cluster: 05-Internally Generated Funds and 06-Business Related Funds)

Particulars	UACS CODE	Approved Budget			Utilizations					Disbursements					Balances		
		Approved Budgeted Revenue	Adjustments (Reductions, Modifications/ Augmentations)	Adjusted Budgeted Revenue	1st Quarter Ending March 31	2nd Quarter Ending June 30	3rd Quarter Ending September 30	4th Quarter Ending December 31	Total	1st Quarter Ending March 31	2nd Quarter Ending June 30	3rd Quarter Ending September 30	4th Quarter Ending December 31	Total	Unutilized Budget	Unpaid Obligations (10-15)=(17+18)	
																Due and Demandable	Not Yet Due and Demandable
1	2	3	4	5=[(3+)-4]	6	7	8	9	10=(6+7+8+9)	11	12	13	14	15=(11+12+13+14)	16=(5-10)	17	18
<b>SUMMARY</b>																	
<b>A. AGENCY SPECIFIC BUDGET</b>																	
Maintenance and Other Operating Expenses		76,780,787.84	81,048,420.88	137,829,208.72	14,501,028.71	16,906,306.34	19,647,928.08	45,272,353.76	96,327,616.89	6,482,895.20	16,378,636.08	10,593,044.39	39,372,280.27	72,826,855.94	41,501,591.83	23,500,760.95	0.00
Traveling Expenses	5020100000	7,105,024.42	291,447.07	7,396,471.49	403,817.79	1,095,126.34	1,627,477.26	2,211,530.84	5,337,961.23	343,821.91	1,058,247.22	1,223,381.58	1,483,476.53	4,108,937.24	2,058,510.26	1,229,023.99	0.00
Traveling Expenses - Local	5020101000	4,928,349.42	1,553,797.47	6,482,146.89	403,817.79	1,095,126.34	1,140,228.55	1,961,227.35	4,600,400.03	343,821.91	1,058,247.22	736,142.87	1,330,874.68	3,469,086.68	1,881,746.86	1,131,313.35	0.00
Traveling Expenses - Foreign	5020102000	2,176,675.00	(1,262,350.40)	914,324.60	0.00	0.00	487,248.71	250,312.49	737,561.20	0.00	0.00	487,248.71	152,601.85	639,850.56	176,763.40	97,710.64	0.00
Traveling Expenses - Foreign	5020102000	2,176,675.00	(1,262,350.40)	914,324.60	0.00	0.00	487,248.71	250,312.49	737,561.20	0.00	0.00	487,248.71	152,601.85	639,850.56	176,763.40	97,710.64	0.00
Training and Scholarship Expenses	5020200000	4,882,165.94	887,321.05	5,769,486.99	337,196.46	996,288.69	785,829.66	2,312,746.31	4,432,061.12	174,464.66	852,272.72	534,618.95	1,441,797.62	3,003,153.95	1,337,425.87	1,428,907.17	0.00
Training Expenses	5020201000	4,882,165.94	887,321.05	5,769,486.99	337,196.46	996,288.69	785,829.66	2,312,746.31	4,432,061.12	174,464.66	852,272.72	534,618.95	1,441,797.62	3,003,153.95	1,337,425.87	1,428,907.17	0.00
Training Expenses	5020201002	4,882,165.94	887,321.05	5,769,486.99	337,196.46	996,288.69	785,829.66	2,312,746.31	4,432,061.12	174,464.66	852,272.72	534,618.95	1,441,797.62	3,003,153.95	1,337,425.87	1,428,907.17	0.00
Supplies and Materials Expenses	5020300000	16,472,783.26	5,051,230.35	21,524,013.61	1,868,331.30	3,798,472.71	5,732,974.28	2,675,190.30	13,874,968.57	17,180.00	1,194,518.35	2,440,539.59	2,962,472.05	6,614,709.99	7,649,045.04	7,260,258.58	0.00
Office Supplies Expenses	5020301000	2,005,558.64	195,861.00	2,201,419.64	98,287.35	681,943.25	26,930.00	262,120.50	1,069,281.10	0.00	84,694.60	462,070.00	259,153.00	805,917.60	1,132,138.54	263,363.50	0.00
Office Supplies Expenses	5020301002	2,005,558.64	195,861.00	2,201,419.64	98,287.35	681,943.25	26,930.00	262,120.50	1,069,281.10	0.00	84,694.60	462,070.00	259,153.00	805,917.60	1,132,138.54	263,363.50	0.00
Food Supplies Expenses	5020305000	100,000.00	(59,180.00)	40,820.00	0.00	0.00	0.00	32,500.00	32,500.00	0.00	0.00	0.00	0.00	0.00	8,320.00	32,500.00	0.00
Food Supplies Expenses	5020305000	100,000.00	(59,180.00)	40,820.00	0.00	0.00	0.00	32,500.00	32,500.00	0.00	0.00	0.00	0.00	0.00	8,320.00	32,500.00	0.00
Medical, Dental and Laboratory Supplies Expenses	5020308000	3,730,517.88	300,000.00	4,030,517.88	42,452.00	1,027,147.05	713,924.58	108,700.00	1,892,223.63	0.00	48,226.00	661,408.00	620,934.05	1,330,568.05	2,138,294.25	561,655.58	0.00
Medical, Dental and Laboratory Supplies Expenses	5020308000	3,730,517.88	300,000.00	4,030,517.88	42,452.00	1,027,147.05	713,924.58	108,700.00	1,892,223.63	0.00	48,226.00	661,408.00	620,934.05	1,330,568.05	2,138,294.25	561,655.58	0.00
Fuel, Oil and Lubricants Expenses	5020309000	5,000.00	0.00	5,000.00	0.00	0.00	0.00	0.00	0.00	0.00	0.00	0.00	0.00	0.00	5,000.00	0.00	0.00
Fuel, Oil and Lubricants Expenses	5020309000	5,000.00	0.00	5,000.00	0.00	0.00	0.00	0.00	0.00	0.00	0.00	0.00	0.00	0.00	5,000.00	0.00	0.00
Semi-Expendable Machinery and Equipment Expenses	5020321000	4,347,696.05	1,346,750.60	5,694,446.65	833,998.00	670,855.00	1,114,850.98	741,560.20	3,361,264.18	9,180.00	728,808.00	484,272.98	1,078,963.00	2,301,223.98	2,333,182.47	1,060,040.20	0.00
Office Equipment	5020321002	875,941.00	371,621.00	1,247,562.00	416,255.00	100,859.00	157,385.00	216,000.00	890,299.00	0.00	282,255.00	167,659.00	149,140.00	599,054.00	357,263.00	291,245.00	0.00
Information and Communications Technology Equipment	5020321003	1,652,702.75	610,166.40	2,262,869.15	83,155.00	359,656.00	370,272.98	426,560.20	1,239,844.18	0.00	90,055.00	233,284.98	420,759.00	744,078.98	1,023,224.97	495,565.20	0.00
Communications Equipment	5020321007	189,000.00	(77,349.00)	111,651.00	0.00	59,051.00	0.00	9,450.00	68,501.00	0.00	0.00	0.00	0.00	0.00	150,000.00	0.00	0.00
Disaster Response and Rescue Equipment	5020321008	68,000.00	91,180.00	159,180.00	9,180.00	0.00	0.00	0.00	9,180.00	9,180.00	0.00	0.00	0.00	9,180.00	0.00	0.00	0.00
Medical Equipment	5020321010	50,000.00	0.00	50,000.00	0.00	0.00	48,000.00	0.00	48,000.00	0.00	0.00	48,000.00	0.00	48,000.00	2,000.00	0.00	0.00
Printing Equipment	5020321011	524,000.00	(9,760.00)	514,240.00	111,670.00	14,980.00	130,880.00	0.00	257,540.00	0.00	128,660.00	0.00	120,900.00	247,560.00	256,700.00	9,980.00	0.00
Sports Equipment	5020321012	70,000.00	0.00	70,000.00	6,450.00	0.00	0.00	0.00	6,450.00	0.00	6,450.00	0.00	0.00	6,450.00	63,550.00	0.00	0.00



Department : State Universities and Colleges (SUCs)  
 Agency/Entity : MSU-Iligan Institute of Technology  
 Operating Unit : < not applicable >  
 Organization Code (UACS) : 08 093 000000  
 Fund Cluster : 05 - Internally Generated Funds


(e.g. UACS Fund Cluster: 05-Internally Generated Funds and 06-Business Related Funds)


Particulars	UACS CODE	Approved Budget			Utilizations					Disbursements				Balances			
		Approved Budgeted Revenue	Adjustments (Reductions, Modifications/ Augmentations)	Adjusted Budgeted Revenue	1st Quarter Ending March 31	2nd Quarter Ending June 30	3rd Quarter Ending September 30	4th Quarter Ending December 31	Total	1st Quarter Ending March 31	2nd Quarter Ending June 30	3rd Quarter Ending September 30	4th Quarter Ending December 31	Total	Unutilized Budget	Unpaid Obligations (10-15)=(17+18)	
																Due and Demandable	Not Yet Due and Demandable
1	2	3	4	5=(3+(-4))	6	7	8	9	10=(6+7+8+9)	11	12	13	14	15=(11+12+13+14)	16=(5-10)	17	18
<b>SUMMARY</b>																	
<b>A. AGENCY SPECIFIC BUDGET</b>																	
Office Equipment	5021305002	232,298.99	(56,000.00)	176,298.99	30,000.00	47,968.00	0.00	0.00	77,968.00	0.00	0.00	47,968.00	0.00	47,968.00	98,330.99	30,000.00	0.00
Information and Communication Technology Equipment	5021305003	45,000.00	9,950.00	54,950.00	0.00	0.00	0.00	0.00	0.00	0.00	0.00	0.00	0.00	0.00	54,950.00	0.00	0.00
Disaster Response and Rescue Equipment	5021305009	3,000.00	0.00	3,000.00	2,690.00	0.00	0.00	0.00	2,690.00	0.00	2,690.00	0.00	0.00	2,690.00	310.00	0.00	0.00
Medical Equipment	5021305011	150,000.00	0.00	150,000.00	0.00	0.00	0.00	0.00	0.00	0.00	0.00	0.00	0.00	0.00	150,000.00	0.00	0.00
Technical and Scientific Equipment	5021305014	141,042.80	(15,000.00)	126,042.80	0.00	0.00	0.00	0.00	0.00	0.00	0.00	0.00	0.00	0.00	126,042.80	0.00	0.00
Other Machinery and Equipment	5021305099	0.00	300,000.00	300,000.00	0.00	0.00	0.00	21,640.00	21,640.00	0.00	0.00	0.00	0.00	0.00	278,360.00	21,640.00	0.00
Repairs and Maintenance - Furniture and Fixtures	5021307000	500,526.00	943,000.00	1,443,526.00	0.00	0.00	0.00	990,000.00	990,000.00	0.00	0.00	0.00	0.00	0.00	453,526.00	990,000.00	0.00
Repairs and Maintenance - Furniture and Fixtures	5021307000	500,526.00	943,000.00	1,443,526.00	0.00	0.00	0.00	990,000.00	990,000.00	0.00	0.00	0.00	0.00	0.00	453,526.00	990,000.00	0.00
Repairs and Maintenance - Semi-Expendable Machinery and Equipment	5021321000	118,701.01	18,000.00	136,701.01	0.00	0.00	0.00	21,420.00	21,420.00	0.00	0.00	0.00	0.00	0.00	115,281.01	21,420.00	0.00
Office Equipment	5021321002	58,701.01	18,000.00	76,701.01	0.00	0.00	0.00	21,420.00	21,420.00	0.00	0.00	0.00	0.00	0.00	55,281.01	21,420.00	0.00
Technical and Scientific Equipment	5021321013	0.00	0.00	0.00	0.00	0.00	0.00	0.00	0.00	0.00	0.00	0.00	0.00	0.00	0.00	0.00	0.00
Other Machinery and Equipment	5021321099	60,000.00	0.00	60,000.00	0.00	0.00	0.00	0.00	0.00	0.00	0.00	0.00	0.00	0.00	60,000.00	0.00	0.00
Repairs and Maintenance - Semi-Expendable Furniture, Fixtures and Books	5021322000	36,000.00	0.00	36,000.00	0.00	0.00	0.00	0.00	0.00	0.00	0.00	0.00	0.00	0.00	36,000.00	0.00	0.00
Furniture and Fixtures	5021322001	36,000.00	0.00	36,000.00	0.00	0.00	0.00	0.00	0.00	0.00	0.00	0.00	0.00	0.00	36,000.00	0.00	0.00
Repairs and Maintenance - Other Property, Plant and Equipment	5021399000	28,000.00	272,000.00	300,000.00	0.00	0.00	0.00	280,000.00	280,000.00	0.00	0.00	0.00	0.00	0.00	20,000.00	280,000.00	0.00
Other Property, Plant and Equipment	5021399099	28,000.00	272,000.00	300,000.00	0.00	0.00	0.00	280,000.00	280,000.00	0.00	0.00	0.00	0.00	0.00	20,000.00	280,000.00	0.00
Taxes, Insurance Premiums and Other Fees	5021500000	345,000.00	950,200.00	1,295,200.00	0.00	0.00	924,300.00	0.00	924,300.00	0.00	0.00	0.00	924,300.00	924,300.00	370,900.00	0.00	0.00
Insurance Expenses	5021503000	345,000.00	950,200.00	1,295,200.00	0.00	0.00	924,300.00	0.00	924,300.00	0.00	0.00	0.00	924,300.00	924,300.00	370,900.00	0.00	0.00
Insurance Expenses	5021503000	345,000.00	950,200.00	1,295,200.00	0.00	0.00	924,300.00	0.00	924,300.00	0.00	0.00	0.00	924,300.00	924,300.00	370,900.00	0.00	0.00
Other Maintenance and Operating Expenses	5029900000	9,358,076.59	4,415,308.45	13,773,385.04	3,224,766.57	990,967.98	930,187.02	4,302,706.50	9,448,628.07	403,019.12	1,918,780.73	1,061,319.00	3,614,308.67	6,997,427.52	4,324,756.97	2,451,200.55	0.00
Printing and Publication Expenses	5029902000	535,000.00	122,071.00	657,071.00	140,375.00	1,920.00	37,500.00	120,600.00	300,395.00	0.00	44,000.00	85,920.00	37,500.00	167,420.00	356,676.00	132,975.00	0.00
Printing and Publication Expenses	5029902000	535,000.00	122,071.00	657,071.00	140,375.00	1,920.00	37,500.00	120,600.00	300,395.00	0.00	44,000.00	85,920.00	37,500.00	167,420.00	356,676.00	132,975.00	0.00
Representation Expenses	5029903000	1,343,079.43	(117,862.02)	1,225,217.41	203,404.00	196,728.00	198,528.00	475,547.00	1,074,207.00	161,844.00	168,579.00	242,637.00	199,583.00	772,643.00	151,010.41	301,564.00	0.00
Representation Expenses	5029903000	1,343,079.43	(117,862.02)	1,225,217.41	203,404.00	196,728.00	198,528.00	475,547.00	1,074,207.00	161,844.00	168,579.00	242,637.00	199,583.00	772,643.00	151,010.41	301,564.00	0.00
Membership Dues and Contributions to Organizations	5029906000	54,000.00	(44,000.00)	10,000.00	0.00	0.00	0.00	0.00	0.00	0.00	0.00	0.00	0.00	0.00	10,000.00	0.00	0.00
Membership Dues and Contributions to Organizations	5029906000	54,000.00	(44,000.00)	10,000.00	0.00	0.00	0.00	0.00	0.00	0.00	0.00	0.00	0.00	0.00	10,000.00	0.00	0.00
Subscription Expenses	5029907000	621,972.00	1,863,335.52	2,485,307.52	1,487,607.72	40,788.00	77,010.00	563,616.00	2,169,021.72	27,495.00	749,480.00	42,177.00	594,099.72	1,413,251.72	316,285.80	755,770.00	0.00
Other Subscription Expenses	5029907099	621,972.00	1,863,335.52	2,485,307.52	1,487,607.72	40,788.00	77,010.00	563,616.00	2,169,021.72	27,495.00	749,480.00	42,177.00	594,099.72	1,413,251.72	316,285.80	755,770.00	0.00
Donations	5029908000	450,000.00	0.00	450,000.00	138,687.50	58,905.00	0.00	0.00	197,592.50	138,687.50	58,905.00	0.00	0.00	197,592.50	252,407.50	0.00	0.00
Donations	5029908000	450,000.00	0.00	450,000.00	138,687.50	58,905.00	0.00	0.00	197,592.50	138,687.50	58,905.00	0.00	0.00	197,592.50	252,407.50	0.00	0.00
Other Maintenance and Operating Expenses	5029999000	6,354,025.16	2,591,763.95	8,945,789.11	1,254,692.35	692,626.98	617,149.02	3,142,943.50	5,707,411.85	74,992.62	897,816.73	690,585.00	2,783,125.95	4,446,520.30	3,238,377.26	1,260,891.55	0.00
Other Maintenance and Operating Expenses	5029999000	6,354,025.16	2,591,763.95	8,945,789.11	1,254,692.35	692,626.98	617,149.02	3,142,943.50	5,707,411.85	74,992.62	897,816.73	690,585.00	2,783,125.95	4,446,520.30	3,238,377.26	1,260,891.55	0.00


Department : State Universities and Colleges (SUCs)  
 Agency/Entity : MSU-Iligan Institute of Technology  
 Operating Unit : < not applicable >  
 Organization Code (UACS) : 08 093 0000000  
 Fund Cluster : 05 - Internally Generated Funds

(e.g. UACS Fund Cluster: 05-Internally Generated Funds and 06-Business Related Funds)

Particulars	UACS CODE	Approved Budget			Utilizations					Disbursements					Balances		
		Approved Budgeted Revenue	Adjustments (Reductions, Modifications/ Augmentations)	Adjusted Budgeted Revenue	1st Quarter Ending March 31	2nd Quarter Ending June 30	3rd Quarter Ending September 30	4th Quarter Ending December 31	Total	1st Quarter Ending March 31	2nd Quarter Ending June 30	3rd Quarter Ending September 30	4th Quarter Ending December 31	Total	Unutilized Budget	Unpaid Obligations (10-15)=(17+18)	
																5=(3+(-4))	6
1	2	3	4	5	6	7	8	9	10	11	12	13	14	15	16	17	18
<b>SUMMARY</b>																	
<b>A. AGENCY SPECIFIC BUDGET</b>																	
Capital Outlays		30,269,771.16	68,781,410.71	99,051,181.87	12,961,391.20	10,573,093.24	16,881,752.07	9,246,961.75	49,663,198.26	431,900.00	3,100,509.95	12,585,708.81	19,550,407.19	35,668,525.95	49,387,983.61	13,994,672.31	0.00
Property, Plant and Equipment Outlay	506040000	30,269,771.16	68,346,314.95	98,616,086.11	12,961,391.20	10,573,093.24	16,881,752.07	9,246,961.75	49,663,198.26	431,900.00	3,100,509.95	12,585,708.81	19,550,407.19	35,668,525.95	48,952,887.85	13,994,672.31	0.00
Buildings and Other Structures	506040400	0.00	28,083,870.91	28,083,870.91	0.00	0.00	3,621,422.88	0.00	3,621,422.88	0.00	0.00	3,621,422.88	0.00	3,621,422.88	24,462,448.03	0.00	0.00
Buildings	506040401	0.00	28,083,870.91	28,083,870.91	0.00	0.00	3,621,422.88	0.00	3,621,422.88	0.00	0.00	3,621,422.88	0.00	3,621,422.88	24,462,448.03	0.00	0.00
Machinery and Equipment Outlay	506040500	27,082,019.89	32,675,607.90	59,757,627.59	8,672,549.95	10,480,133.24	11,563,464.19	8,986,201.75	39,712,349.13	431,900.00	2,753,224.95	7,584,107.68	15,418,794.19	26,188,026.82	20,045,278.46	13,524,322.31	0.00
Office Equipment	506040502	4,855,170.00	6,344,169.72	11,199,339.72	916,469.95	2,139,349.10	873,897.00	4,906,356.75	8,835,872.80	360,000.00	499,969.95	1,642,462.10	1,327,784.00	3,830,216.05	2,363,466.92	5,005,656.75	0.00
Information and Communication Technology Equipment	506040503	8,893,371.32	13,394,467.38	22,287,838.70	5,201,749.00	4,297,678.58	460,689.00	3,723,845.00	13,683,961.58	71,900.00	1,758,255.00	5,026,649.58	2,332,452.00	9,189,256.58	8,603,877.12	4,494,705.00	0.00
Communication Equipment	506040507	0.00	280,000.00	280,000.00	0.00	0.00	0.00	279,000.00	279,000.00	0.00	0.00	0.00	0.00	0.00	1,000.00	279,000.00	0.00
Disaster Response and Rescue Equipment	506040509	400,000.00	0.00	400,000.00	0.00	0.00	0.00	0.00	0.00	0.00	0.00	0.00	0.00	0.00	400,000.00	0.00	0.00
Printing Equipment	506040512	200,000.00	9,040,680.00	9,240,680.00	0.00	0.00	8,998,240.00	0.00	8,998,240.00	0.00	0.00	0.00	8,998,240.00	8,998,240.00	242,440.00	0.00	0.00
Sports Equipment	506040513	160,000.00	0.00	160,000.00	125,000.00	0.00	0.00	0.00	125,000.00	0.00	125,000.00	0.00	0.00	125,000.00	35,000.00	0.00	0.00
Technical and Scientific Equipment	506040514	12,323,478.37	1,616,290.80	13,939,769.17	734,001.00	4,053,105.56	1,230,838.19	77,000.00	6,094,944.75	0.00	370,000.00	914,996.00	1,064,988.19	2,349,984.19	7,844,824.42	3,744,960.56	0.00
Other Machinery and Equipment	506040599	250,000.00	2,000,000.00	2,250,000.00	1,695,330.00	0.00	0.00	0.00	1,695,330.00	0.00	0.00	0.00	1,695,330.00	1,695,330.00	554,670.00	0.00	0.00
Transportation Equipment Outlay	506040600	0.00	5,000,000.00	5,000,000.00	2,480,648.00	0.00	0.00	0.00	2,480,648.00	0.00	0.00	0.00	2,480,648.00	2,480,648.00	2,519,352.00	0.00	0.00
Motor Vehicles	506040601	0.00	5,000,000.00	5,000,000.00	2,480,648.00	0.00	0.00	0.00	2,480,648.00	0.00	0.00	0.00	2,480,648.00	2,480,648.00	2,519,352.00	0.00	0.00
Furniture, Fixtures and Books Outlay	506040700	1,701,500.00	1,013,234.94	2,714,734.94	189,590.00	53,460.00	1,106,870.00	81,260.00	1,431,180.00	0.00	25,900.00	53,460.00	1,060,970.00	1,140,330.00	1,283,554.94	290,850.00	0.00
Furniture and Fixtures	506040701	1,701,500.00	1,013,234.94	2,714,734.94	189,590.00	53,460.00	1,106,870.00	81,260.00	1,431,180.00	0.00	25,900.00	53,460.00	1,060,970.00	1,140,330.00	1,283,554.94	290,850.00	0.00
Other Property Plant and Equipment Outlay	506040900	1,486,251.47	1,573,601.20	3,059,852.67	1,618,603.25	29,500.00	589,995.00	179,500.00	2,417,598.25	0.00	321,385.00	1,326,718.25	589,995.00	2,238,098.25	642,254.42	179,500.00	0.00
Other Property, Plant and Equipment	506040909	1,486,251.47	1,573,601.20	3,059,852.67	1,618,603.25	29,500.00	589,995.00	179,500.00	2,417,598.25	0.00	321,385.00	1,326,718.25	589,995.00	2,238,098.25	642,254.42	179,500.00	0.00
Intangible Assets Outlay	506060000	0.00	435,095.76	435,095.76	0.00	0.00	0.00	0.00	0.00	0.00	0.00	0.00	0.00	0.00	435,095.76	0.00	0.00
Computer Software	506060200	0.00	435,095.76	435,095.76	0.00	0.00	0.00	0.00	0.00	0.00	0.00	0.00	0.00	0.00	435,095.76	0.00	0.00
Computer Software	506060200	0.00	435,095.76	435,095.76	0.00	0.00	0.00	0.00	0.00	0.00	0.00	0.00	0.00	0.00	435,095.76	0.00	0.00
<b>GRAND TOTAL</b>		<b>107,050,559.00</b>	<b>129,829,831.59</b>	<b>236,880,390.59</b>	<b>27,462,419.91</b>	<b>27,479,399.58</b>	<b>36,529,680.15</b>	<b>54,519,315.51</b>	<b>145,990,815.15</b>	<b>6,914,795.20</b>	<b>19,479,146.03</b>	<b>23,178,753.20</b>	<b>58,922,697.40</b>	<b>108,495,381.89</b>	<b>90,889,575.44</b>	<b>37,485,433.26</b>	<b>0.00</b>

Certified Correct:  
  
 HAZRAT ALI O. MANDANGAN  
 Administrative Assistant III  
 Date: January 23, 2024 09:29 AM

Certified Correct:  
  
 AKIMA M. BANGCOLA  
 Budget Officer V

Certified Correct:  
  
 KRISTELA BIANA MAY R. DELA ROSA, CPA  
 Head, Accounting Division  
 Date: January 23, 2024 09:29 AM

Recommending Approval By:  
  
 ATTY. YASLAMI M. BANTUAS, CPA  
 Vice Chancellor for Admin and Finance  
 Date:

Approved By:  
  
 PROF. ALZENEY M. DITUCALAN, J.D., LL.M  
 Chancellor  
 Date: