



**QUARTERLY REPORT OF REVENUE AND OTHER RECEIPTS**  
As at the Quarter Ending December 31, 2023


Department : State Universities and Colleges (SUCs)  
 Agency/Entity : MSU-Iligan Institute of Technology  
 Operating Unit : < not applicable >  
 Organization Code (UACS) : 08 093 000000  
 Fund Cluster : 05 - Internally Generated Funds

Classification/Sources of Revenue and Other Receipts	UACS CODE	REVENUE TARGET (Annual) per BESF	Actual Revenue and Other Receipts Collections					Cumulative Remittance/Deposits to Date			Variance		Remarks
			1st Quarter Ending March 31	2nd Quarter Ending June 30	3rd Quarter Ending September 30	4th Quarter Ending December 31	Total	Remittance to BTR	Deposited with AGDB	Total	Amount	%	
1	2	3	4	5	6	7	8=(4+5+6+7)	9	10	11=(9+10)	12=(8-3)	13=(12/3)	14
<b>Internally Generated Funds</b>		<b>346,302,000.00</b>	<b>32,949,649.47</b>	<b>10,667,868.30</b>	<b>87,198,639.44</b>	<b>62,071,091.83</b>	<b>192,887,249.04</b>	<b>0.00</b>	<b>0.00</b>	<b>0.00</b>	<b>(153,414,750.96)</b>	<b>-44 %</b>	
Revenue Collections		346,302,000.00	32,949,649.47	10,667,868.30	87,198,639.44	62,071,091.83	192,887,249.04	0.00	0.00	0.00	(153,414,750.96)	-44 %	
Cash Revenue		346,302,000.00	32,949,649.47	10,667,868.30	87,198,639.44	62,071,091.83	192,887,249.04	0.00	0.00	0.00	(153,414,750.96)	-44 %	
Not Applicable		346,302,000.00	32,949,649.47	10,667,868.30	87,198,639.44	62,071,091.83	192,887,249.04	0.00	0.00	0.00	(153,414,750.96)	-44 %	
Registration Fees	4020102000	3,004,000.00	56,740.00	148,040.00	949,523.00	394,160.00	1,548,463.00	0.00	0.00	0.00	(1,455,537.00)	-48 %	
Clearance Fees	4020104001	617,000.00	142,860.00	105,772.46	236,920.00	79,120.00	564,672.46	0.00	0.00	0.00	(52,327.54)	-8 %	
Identity Card Fees	4020113008	1,244,000.00	76,110.00	69,980.00	452,825.00	311,210.00	910,125.00	0.00	0.00	0.00	(333,875.00)	-27 %	
Other Processing Fees	4020113099	92,000.00	5,200.00	2,550.00	20,350.00	250.00	28,350.00	0.00	0.00	0.00	(63,650.00)	-69 %	
Fines and Penalties - Service Income	4020114000	179,000.00	36,384.50	6,565.00	7,922.00	10,312.00	61,183.50	0.00	0.00	0.00	(117,816.50)	-66 %	
Other Service Income	4020199099	59,458,000.00	8,815,791.00	4,381,036.00	9,170,604.00	12,529,059.00	34,896,490.00	0.00	0.00	0.00	(24,561,510.00)	-41 %	
Tuition Fees	4020201001	168,458,000.00	9,919,422.80	2,347,153.00	50,231,446.00	29,425,508.45	91,923,530.25	0.00	0.00	0.00	(76,534,469.75)	-45 %	
Income Collected from Students	4020201002	105,996,000.00	12,794,203.25	2,080,138.35	25,032,540.36	17,781,213.60	57,688,095.56	0.00	0.00	0.00	(48,307,904.44)	-46 %	
Rent/Lease Income	4020205000	654,000.00	307,825.00	299,790.00	354,116.00	473,075.53	1,434,806.53	0.00	0.00	0.00	780,806.53	119 %	
Income from Hostels/Dormitories and other Like facilities	4020213000	494,000.00	375,500.00	384,600.00	493,900.00	729,790.93	1,983,790.93	0.00	0.00	0.00	1,489,790.93	302 %	
Other Sales	4020216099	233,000.00	96,260.00	453,760.00	113,050.00	170,105.00	833,175.00	0.00	0.00	0.00	600,175.00	258 %	
Others	4020221099	5,344,000.00	197,049.48	219,828.31	0.00	0.00	416,877.79	0.00	0.00	0.00	(4,927,122.21)	-92 %	
Other Gains	4050199000	167,000.00	26,032.00	113,135.04	55,040.72	13,232.94	207,440.70	0.00	0.00	0.00	40,440.70	24 %	
Sale of Garnished/Confiscated/Abandoned/Seized Goods and Properties	4060101000	362,000.00	3,779.55	6,102.89	80,402.36	784.00	91,068.80	0.00	0.00	0.00	(270,931.20)	-75 %	
Miscellaneous Income	4060999000	0.00	96,491.89	49,417.25	0.00	153,270.38	299,179.52	0.00	0.00	0.00	299,179.52	0 %	
<b>GRAND TOTAL</b>		<b>346,302,000.00</b>	<b>32,949,649.47</b>	<b>10,667,868.30</b>	<b>87,198,639.44</b>	<b>62,071,091.83</b>	<b>192,887,249.04</b>	<b>0.00</b>	<b>0.00</b>	<b>0.00</b>	<b>(153,414,750.96)</b>	<b>-44 %</b>	

Certified Correct:  
  
 KRISTELA DIANA MAY R. DESERA, CPA  
 Head, Accounting Division  
 Date:

Date:

Recommending Approval By:  
  
 ATTY. YASLAN M. BANTUAS, CPA  
 Vice Chancellor for Admin. and Finance  
 Date:

Approved By:  
  
 PROF. ALIZEDNEY M. DITUCALAN, JES, LLM  
 Chancellor  
 Date: